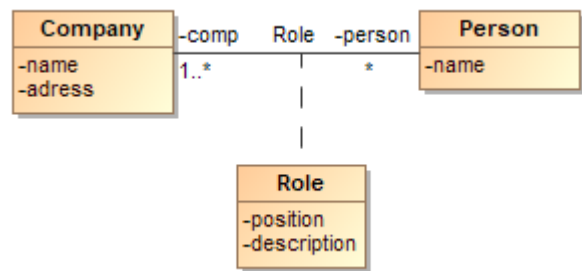


# Association Class

An Association Class is a model element with both [Association](#) and [Class](#) properties. You can look at an Association Class as an Association that also has Class properties, or as a Class that also has Association properties. Additionally, it connects a set of classifiers and defines a set of features belonging only to the relationship and not to any of the classifiers.



Example of an association class.

You can [edit element property values](#) in the [Specification window](#).

To draw an association class

1. Draw two Classes.
2. Click the **Association Class** button on the diagram palette.

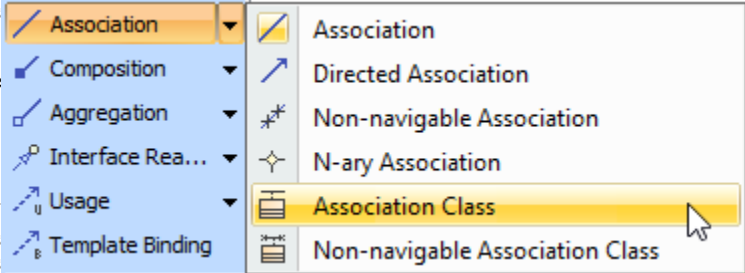
**Association Class button**  
If you do not see the **Association Class** button in the diagram palette, click the black arrow next to the **Association** button to see the list of associations. Select **Association Class** from the list.

3. On the diagram pane, click the first Class shape (path source).

4. Dr


If you need  
association:

To draw an



1. Dr
2. Dr

n. The N-ary association is drawn as a big diamond with all

**N-ary Association button**  
If you do not see the **N-ary Association** button in the diagram palette, click the black arrow next to the **Association** button to see the list of Associations. Select **N-ary Association** from that list. See the figure above.

3. Connect all classes to the N-ary Association using an Association relationship.

**Related pages**

- [Specification window](#)
- [Editing property values](#)
- [Formatting symbols](#)