




Searching in diagrams

The **Find in Diagram** command enables you to search for textual information in all types of diagrams, including tables, matrices and maps. Use this command to find a specific text phrase in a diagram and navigate through the highlighted search results.

To find text in a diagram

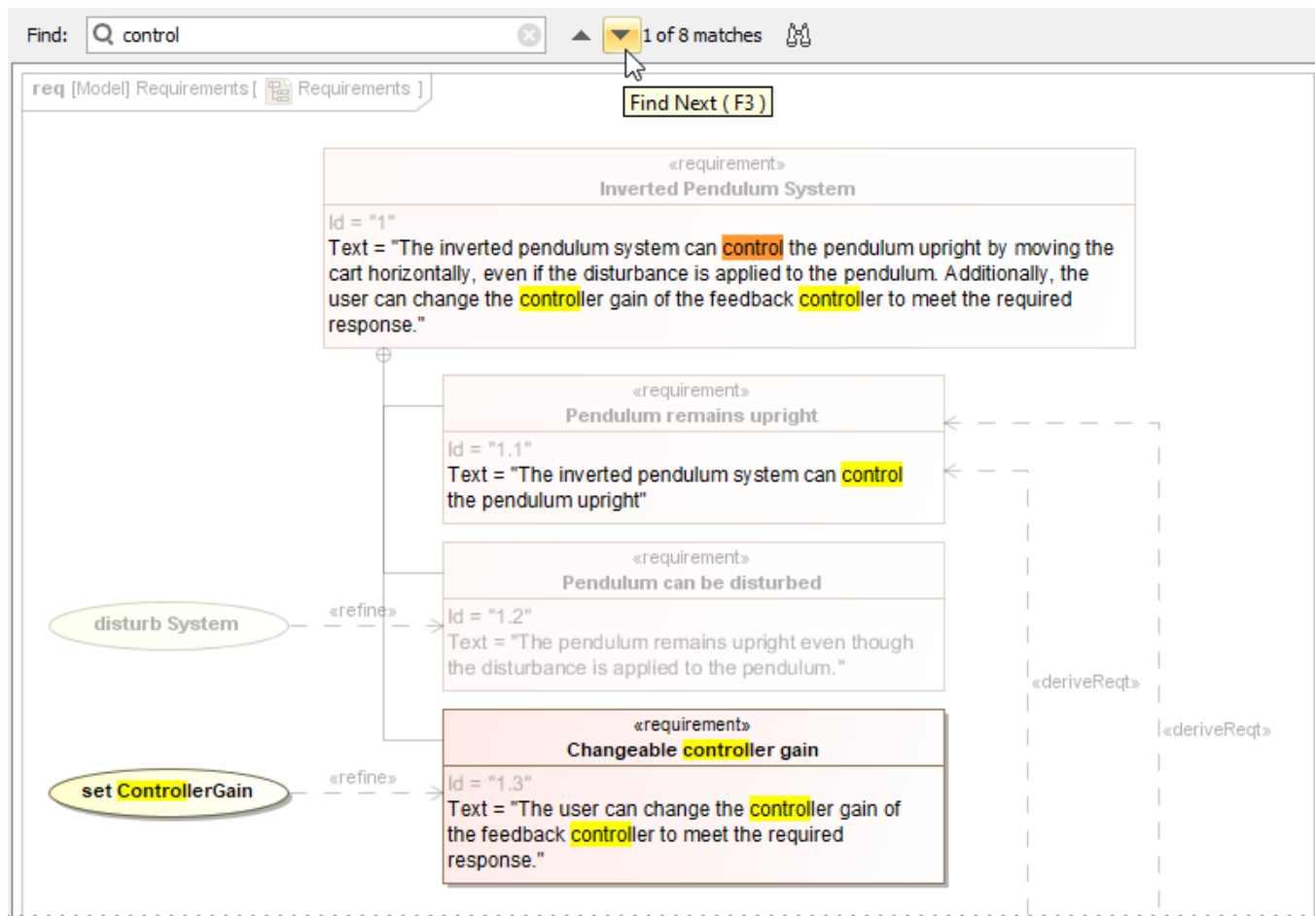
1. Open the diagram in which you want to perform the search.
2. Do one of the following:
 - Click  in the diagram toolbar.
 - Press Ctrl+F.
3. In the search box, type the text you want to find.
4. Use  (Shift+F3)/ (F3) to navigate through highlighted search results.

Searching tips

- You can search in several open diagrams at once. Typing a search phrase in a subsequent diagram does not undo the search results in a previous diagram.

- When you press Ctrl+F with multiple open diagrams, the search starts in an active diagram.

After typing a search phrase, the search results are highlighted in yellow, and the diagram or table scrolls to the first search result (highlighted in orange), as shown below. Diagram symbols for tables and models contain a search page as a sub-diagram. The search is also made in the sub-diagram if the search phrase is found in the symbol compartment.



How to use the Find feature in diagrams and navigate the search results.

Related pages

- [Searching](#)

- Find dialog
- Quick Find dialog
- Find TODO
- Find and Replace dialog