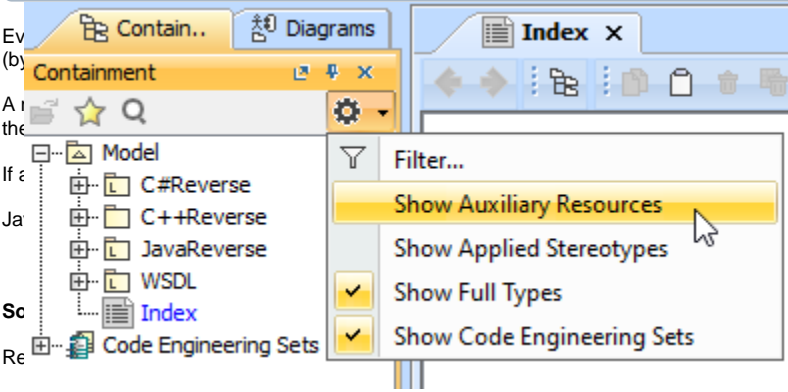


Java Referenced Types

Java built-in types are used from the UML Standard Profile, which is automatically loaded with every new project.

**Show Auxiliary Resources**
The UML Standard Profile by default is hidden. If you want to see it, select **Show Auxiliary Resources** in the [Model Browser](#).



The screenshot shows the 'Model Browser' window with a tree view on the left containing 'Model', 'C#Reverse', 'C++Reverse', 'JavaReverse', 'WSDL', 'Index', and 'Code Engineering Sets'. A context menu is open over the 'Index' node, showing options: 'Filter...', 'Show Auxiliary Resources' (highlighted), 'Show Applied Stereotypes', 'Show Full Types', and 'Show Code Engineering Sets'.

created into a project and referenced in the CES reference path


class path is the boot class path taken from the JVM on which

in **Sorting reversed classes according to the classpath.**

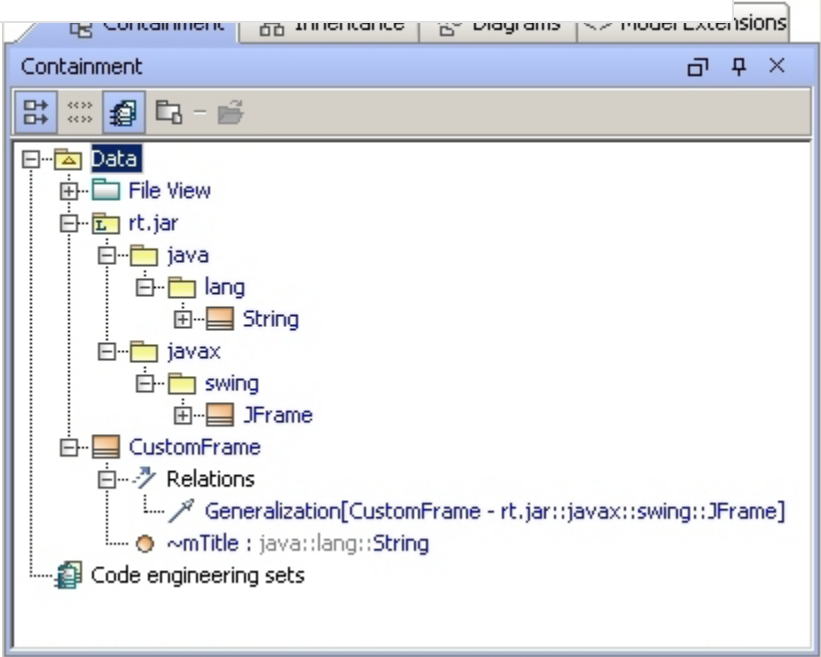
the *Default* package.

types.

The figure below shows how the reverse result of the following java code is represented:

**Example**
Java code

```
import javax.swing.*; public class CustomFrame extends JFrame { String mTitle; }
```



The screenshot shows a UML model window titled 'Containment'. It displays a tree structure under 'Data' containing 'File View', 'rt.jar', 'java', 'lang', 'String', 'javax', 'swing', 'JFrame', 'CustomFrame', 'Relations', 'Generalization[CustomFrame - rt.jar::javax::swing::JFrame]', '~mTitle : java::lang::String', and 'Code engineering sets'.

Sample: The String, JFrame and CustomFrame classes location after reverse

- Related Pages:**
- [Java Referenced Types](#)
 - [Mapping to UML Rules](#)