

Creating and specifying derived properties

To be included in a MagicDraw project as a property extending a UML element, an attribute must be owned by a DSL customization element and stereotyped as «derivedPropertySpecification».

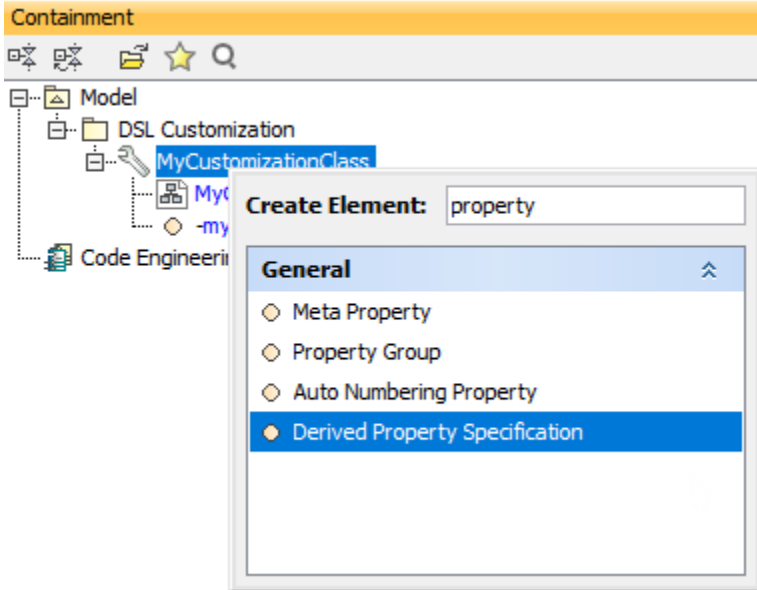
To create and specify a derived property

1. Select the customization element for which you want to create a derived property.

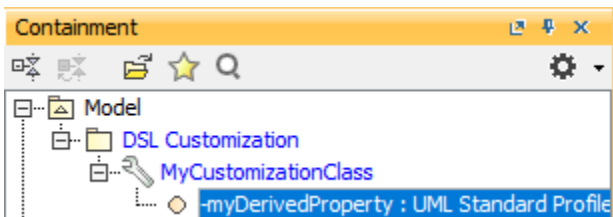


The derived property will be created for the stereotype or metaclass, defined as a customization target in the selected customization element specification.

2. Select **Create Element > Derived Property Specification** from the shortcut menu. The attribute is created.



3. Type the attribute name. Your Model Browser should look like this at this stage:



The attribute's name corresponds to the name of the derived property.

4. Edit property values specifying the derived property in the attribute's Specification window.







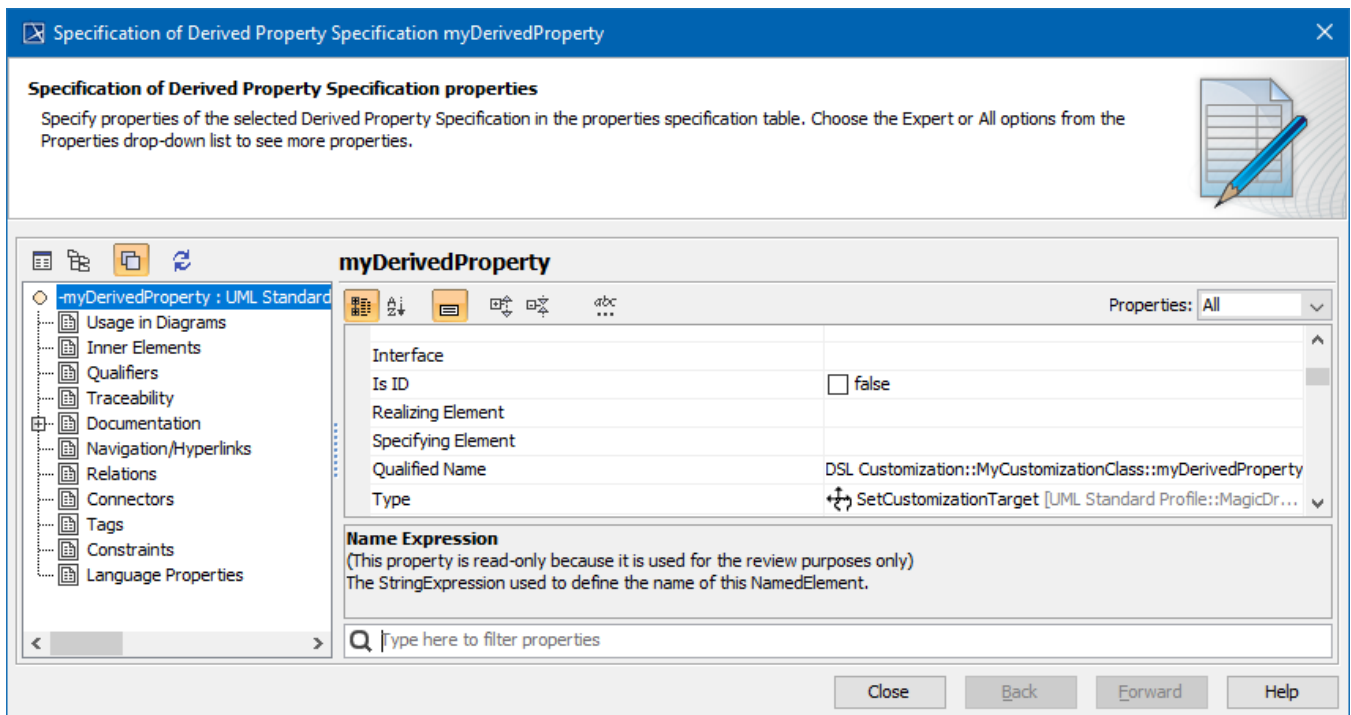
All properties are specified in the general specification pane. Some are also specified in the **Tags** specification pane. For detailed information, see the properties [description table](#).



The following table describes the properties specified for the derived property.

| Property | Description |
|----------|---|
| Name | The name of the property. This name will be added and visible in the specification of the element whose type is defined as a customization target. |

| | |
|---|---|
| <p>Type</p> <p>If you do not see the newly created derived property in the element's Specification window, please add the following:</p> <ul style="list-style-type: none"> In the element's Specification window, click on the Derived Properties tab. In this mode, to display classes and components as property values, select the classifier as a type for the derived property value. If you have specified the derived property for the element (with the Used UML Properties property or DSL customization specified), you must add the newly created derived property to the element's visible properties list. For detailed information, please refer to Derived properties visibility. | <p>The type of the derived property values. You may set a model element type or a data type (e.g., string, boolean, or integer from the UML Standard Profile) as a property value.</p> <div data-bbox="310 205 1484 289">  <p>To display classes and components as property values, select the classifier as a type for the derived property value.</p> </div> |
| <p>Multiplicity</p> <p>add the newly created derived property to the element's visible properties list. For detailed information, please refer to Derived properties visibility.</p> | <p>The multiplicity of the derived property values.</p> <div data-bbox="310 380 1484 464">  <p>If the multiplicity is "0..1", the derived property value will be shown as single.</p> <p>If the multiplicity is "0..*", the derived property values will be shown as collection.</p> </div> |
| <p>Is Read Only</p> | <p>If <i>true</i>, the derived property is read-only. You cannot edit the result elements for the derived property value. If <i>false</i>, the property is read-write. You can edit the result elements for the derived property according to the expressions defined.</p> |
| <p>Is Ordered</p> | <p>If <i>true</i>, the property values are always displayed in the same order. If <i>false</i>, the property values are displayed in nonpredictable order.</p> |
| <p>Is Unique</p> | <p>If <i>true</i>, the property values are unique. The same element is displayed only once. If <i>false</i>, the property values may be displayed more than once.</p> |
| <p>Expression</p> | <p>One or more expressions of the derived property. An expression defines the criterion for selecting result elements.</p> <p>There are ten possible expression types:</p> <ul style="list-style-type: none"> Metachain navigation (indirect relations through chains of properties) Find Union Exclude Filter Various scripts Implied Relation Type Test Property Test Operation from Model <p>The criterion for selecting the result elements can also be any combination of the expression types above. For the detailed information, see Defining expressions.</p> <div data-bbox="310 1157 1484 1241">  <p>Only one Simple Navigation operation criterion can be assigned to the expression of the derived property.</p> </div> |
| <p>Documentation</p> | <p>The text displayed as the derived property description in the element's Specification window and Properties panel.</p> |
| <p>customization Target</p> | <p>The specified derived property will be added to one or more element types (stereotypes and/ or metaclasses).</p> <div data-bbox="310 1367 1484 1451">  <p>The expression calculations begin from the element type of the customization target.</p> </div> |



The Specification window of the derived property

Related pages:

- [Extending Metamodel with Derived Properties](#)
- [Using Customization Data](#)
- [Creating Customization Data](#)
- [Defining Expressions](#)