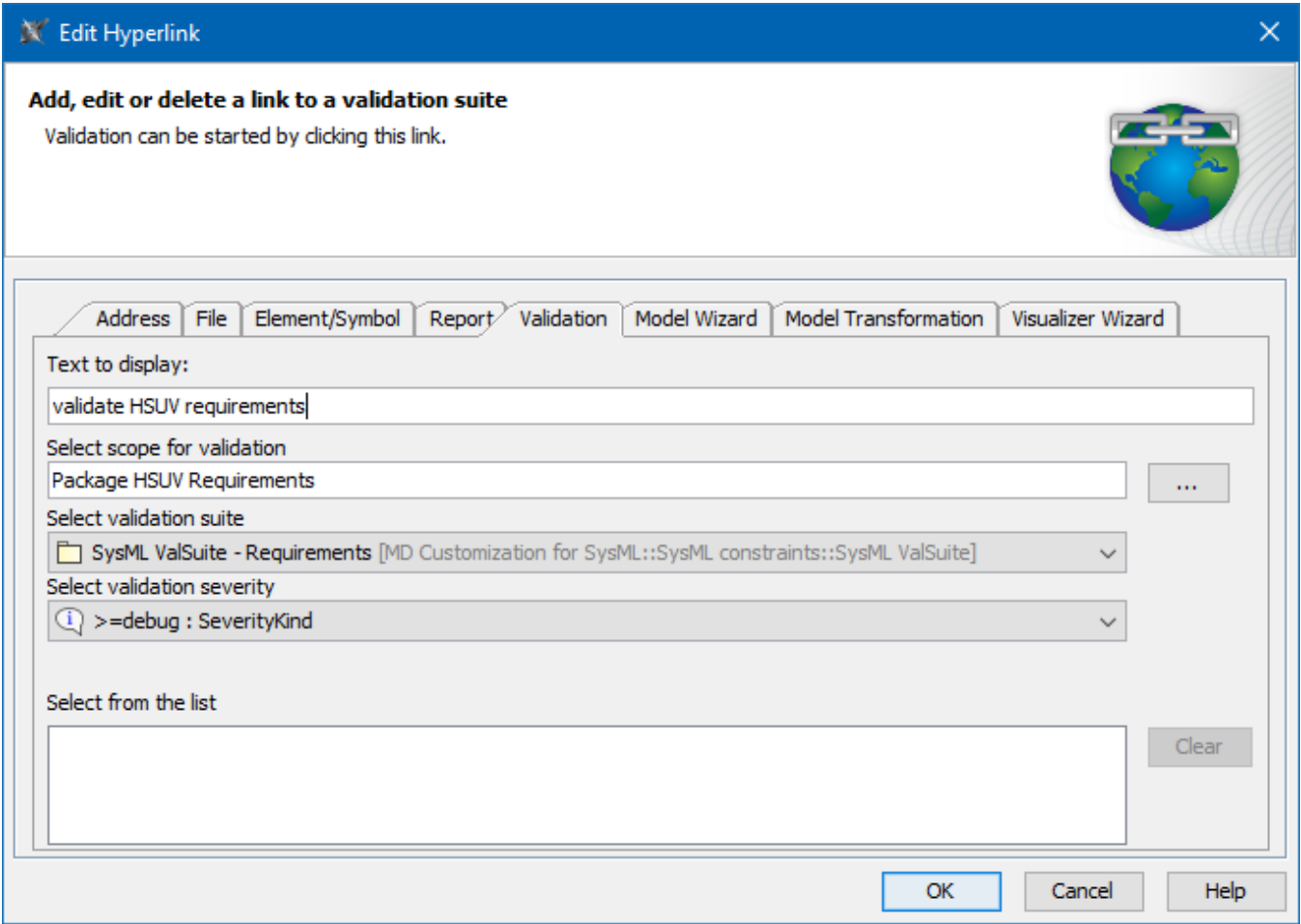



# Validation tab


The **Validation** tab is dedicated to adding, editing, or deleting a hyperlink that starts validation of a selected scope, validation suite, and severity by clicking the hyperlink in the text or by double clicking an element or diagram.



An example of specified options in the **Validation** tab.

The table below describes the boxes and buttons found in the **Validation** tab.

Name	Description
<b>Text to display</b> box	Shows the text that will be displayed as a hyperlink. If you select the text before opening this dialog, you will see that text in this box. If you change the displayed text in this box, it will be changed in the HTML text field too. If this field is empty, you can type a text and it will be added in the HTML text.  It is available only when adding hyperlink in text.
<b>Select scope for validation</b> box	Displays the element kind and name selected as the scope.
	Opens the the <b>Select scope for validation</b> dialog where you can select the scope of the validation.
<b>Select validation suite</b> drop-down box	Allows you to select the validation suites according to which the validation will check your model depending on the selected scope and validation severity.
<b>Select validation severity</b> drop-down box	Allows you to select the severity type (debug, info, warning, error, or fatal) according to which the validation will check your model depending on the selected validation suite and scope.

Select from the list box	Displays all previously used references that consist of the selected scope, validation suite, and validation severity. You can select them to fill in the <b>Select scope for validation</b> box.
The <b>Clear</b> button	Deletes all previously used references from the <b>Select from the list</b> box.
The <b>Active</b> check box	<p>Activates the hyperlink if selected.</p> <p>It is available only when adding a hyperlink on element or entire diagram.</p> <div> <b>Active check box rule.</b> Only one hyperlink can be active. By default the last added hyperlink is active.</div>

**Related pages**

- [Report tab](#)
- [Validation tab](#)
- [Model Wizard tab](#)
- [Model Transformation tab](#)
- [Visualizer Wizard tab](#)
- [Edit Hyperlink dialog](#)
  - [Address tab](#)
  - [File tab](#)
  - [Element Symbol tab](#)
- [Hyperlinks in texts](#)
  - [Default settings of hyperlinks to model elements](#)
- [Hyperlinks on elements](#)
  - [Manage Hyperlinks dialog](#)
- [Opening hyperlinks](#)
- [Selecting referenced element in Containment tree](#)