



Viewing history


History allows you to track changes made to the project. You can expand **History** and see all of a particular resource's versions, who committed them, and when. A commit will also include a description of the changes that tells you what has been changed in the resource.

History


Version #4


 Administrator on Feb 4, 2019 4:34 PM


 The 'OSLC' template is automatically used in the project

 trunk


Version #3


 Administrator on Feb 4, 2019 4:33 PM


 The 'Diagrams' template is automatically used in the project


 trunk

Version #2

 Major

 Administrator on Feb 4, 2019 4:32 PM

 The 'Entire Model' template is automatically used in the project

 trunk

[VIEW ALL](#)

Resource history card.

To view resource history

1. Navigate to the **Resource** application.
2. Click a resource name to open the **Resource** pane and find the **History** card.
3. You can expand the **History** section to see the resource information, including version, branch, commit, comment, and author.