

19.0 LTR SP3 Version News

\$body



Teamwork Cloud

Released on: November 21, 2019

Teamwork Cloud 19.0 SP3 presents major enhancements to TWCloud Admin search effectiveness and general application usability. Now that the caching mechanism has been improved, the resource and user search will always deliver fresh and up-to-date results. In addition to that, user experience reaches new levels due to the introduction of a full-screen view in Users and Roles management applications, an explicit listing of the roles inherited from User Groups, and data sorting capabilities across multiple applications.

[User Interface Enhancements](#)

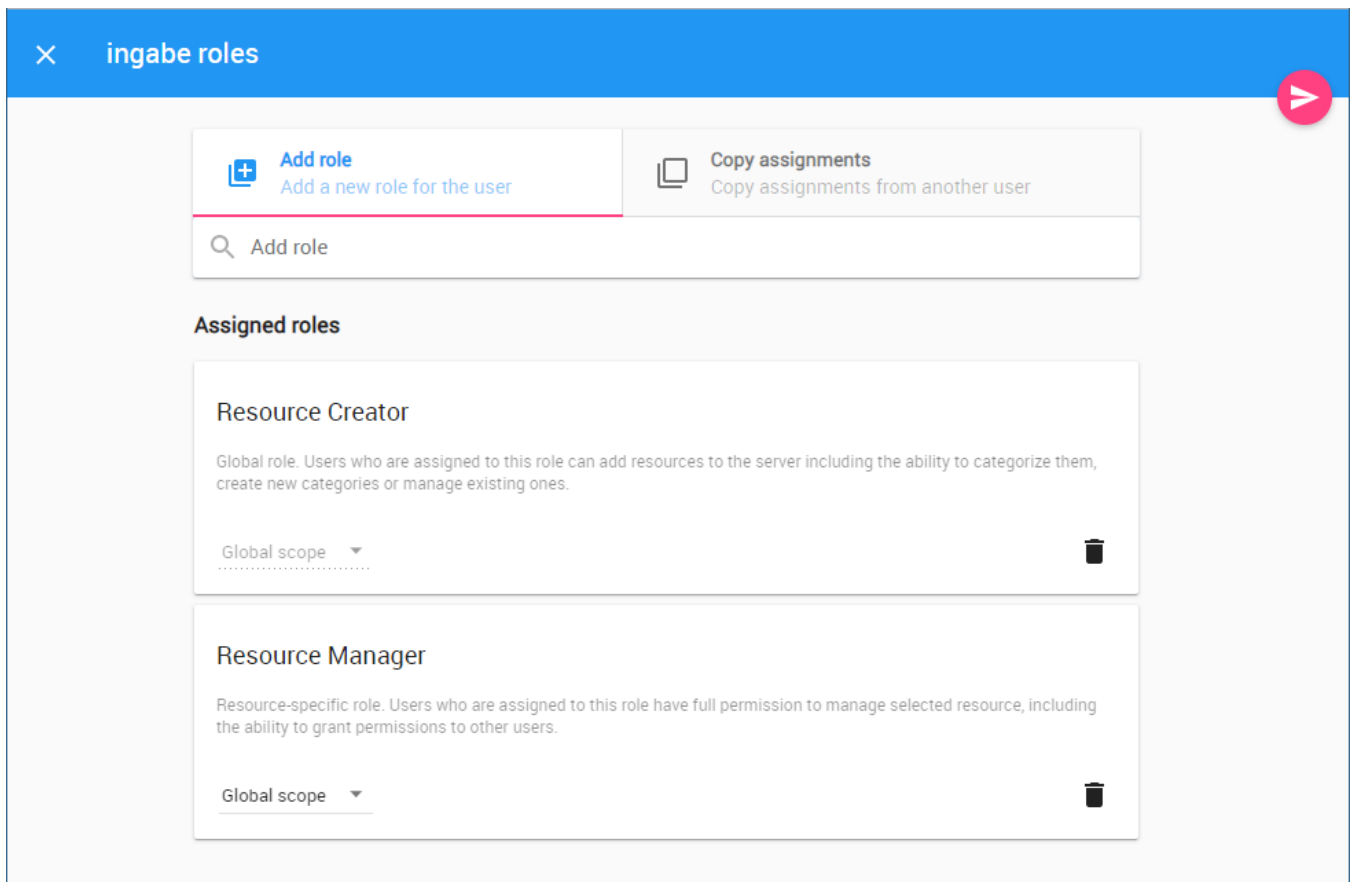
[Improved Web Application Performance](#)
[Displaying Inherited Roles](#)

[Mapping Users to LDAP Domains](#)
[Sorting Users, Resources, and Roles](#)

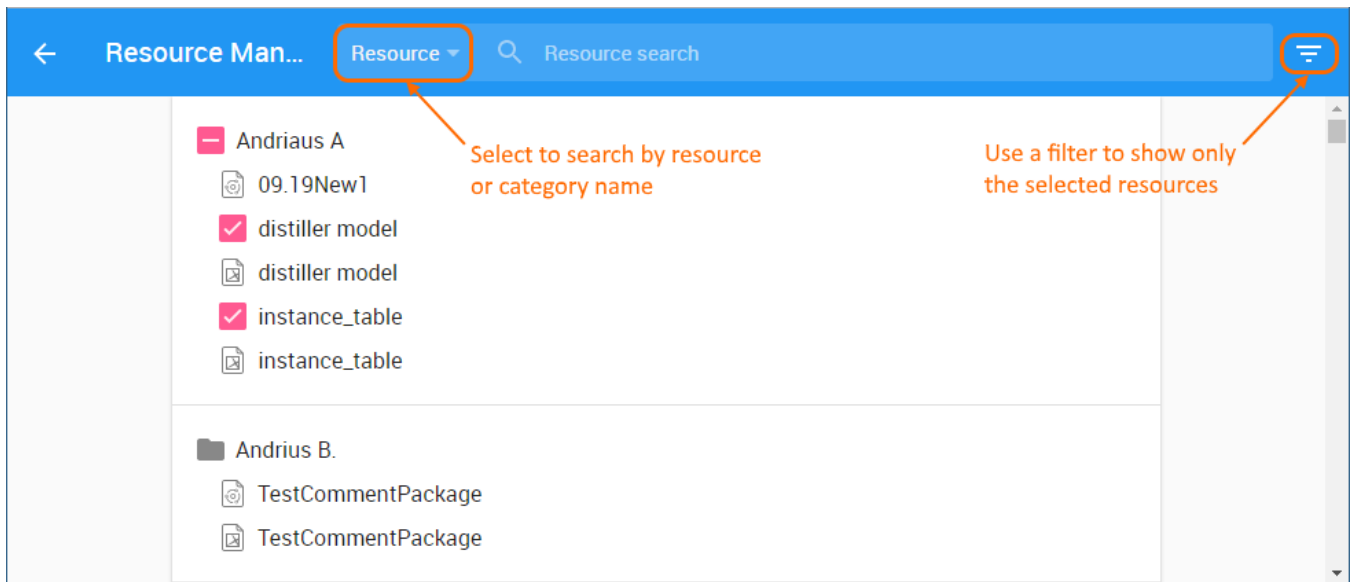
[Key Issues Fixed in this Service Pack](#)

User Interface Enhancements

The user interface of Users and Roles applications has been significantly improved allowing you to manage crucial information more effectively. It does not matter whether you use a personal computer or a mobile phone, modifying user details, roles, role scopes, and other data is very convenient using new full-screen forms as displayed below.



Conveniently add or remove user roles and copy assignments in one place.



Assign resources to a role a lot quicker by using an advanced search and a filter.

Improved Web Application Performance

In this version, the Teamwork Cloud caching mechanism has been enhanced, yielding significant improvements when searching for users or resources in respective applications. In particular, the search mechanism will now work faster and deliver fresh and up-to-date results.

Displaying Inherited Roles

The Users application introduces a new feature allowing you to see what roles of the selected user are inherited from User Groups.

Username ↑Last activity date

AdministratorNov 5, 2019 7:52 PM

alegud-

andarm-

armgri-

AusteAug 13, 2019 3:24 PM

darpecSep 11, 2019 11:55 AM

deikac-

edvardNov 5, 2019 7:52 PM

GuestOct 2, 2019 2:02 PM

john_sNov 5, 2019 7:59 PM

laura_l-

mar_dem-

morarOct 31, 2019 2:08 PM

User

john_s

Last activity on Nov 5, 2019 7:59 PM

EDIT

Roles

Resource Manager

Global scope

CHANGE

Inherited roles

Edit resources [Custom scope]

Domain Users

Resource Contributor [Global scope]

Domain Users

User groups

A user card now displays the roles inherited from User Groups.

Mapping Users to LDAP Domains

Managing users became easier since you can select the LDAP domain you want to map the users to when converting them to external.

Convert to external?

Are you sure you want to convert this user to an external one and map with selected LDAP domain?

☐ non-LDAP user (SAML/CAC)

☒ Local LDAP (11.4.4.58)

☐ Open LDAP (192.168.219.192)

CANCEL

CONVERT

The figure shows how you can select an LDAP domain when converting users to external.






Sorting Users, Resources, and Roles

Now you can sort users, resources, and roles by name and the last modification or activity date for better data management.

Resources

Resource search


Resources in Ingos

Name	Modified by	Modified	Version	
 Hybrid Sport Utility Vehicle	ingabe	Nov 4, 2019 12:26 PM	#1	⋮
 Hybrid Sport Utility Vehicle	ingabe	Nov 4, 2019 12:25 PM	#2	⋮
 mano	ingabe	Oct 31, 2019 4:48 PM	#1	⋮
 Climate Control System	ingabe	Aug 8, 2019 2:50 PM	#16	⋮
 Hybrid Vehicle	ingabe	Jul 29, 2019 2:57 PM	#1	⋮

In this figure, resources are sorted by the last modification date.

Key Issues Fixed in this Service Pack

- In Teamwork Cloud 19.0 SP3, project opening issues for LDAP users have been solved.
- Now it is possible to import LDAP users and groups with the same name.



You can check [the list](#) of publicly available issues or your own reported issues fixed in Teamwork Cloud 19.0 SP3.

Note: You will be required to login. Use the same username and password as for www.nomagic.com.

[Back to top](#)

News of earlier versions

- [Teamwork Cloud 19.0 LTR SP2](#)
- [Teamwork Cloud 19.0 LTR SP1](#)
- [Teamwork Cloud 19.0 LTR](#)
- [Teamwork Cloud 18.5 SP4](#)
- [Teamwork Cloud 18.5 SP3](#)
- [Teamwork Cloud 18.5 SP2](#)
- [Teamwork Cloud 18.5 SP1](#)
- [Teamwork Cloud 18.5](#)

Documentation

[Teamwork Cloud 19.0 LTR SP3](#)