


Modifying Dr table

To add/remove Capabilities in/from Dr table









1. Click the **Add/ Remove Columns** button.
2. In the **Select Capability** dialog, choose Capabilities to add or to remove them from the table.
3. Click **OK** when you are done.




- The Capabilities are removed only from the table but not from the model.
- An Exhibits relationship between the context element and Capability is added/removed from the model.

To remove Resources from Dr table

1. Click the cell you want to edit.
2. Select a Resource you want to remove and click the - button.

| | |
|---|---|
|  Maritime Rescue Team expansion (From 2011-01-01 To 2011-03-31) |  Perform training tasks |
|  Qualified Lifeboat Driver |  Boat  MRT Driver |
|  Qualified Helo Pilot |  Helicopter [Systems View::SV-1]  MRT Pilot [Operational View::OV-4] |




The Resource is removed only from the table but not from the model.

To remove Actual Organizational Resources from Dr table

1. Select Actual Organizational Resource.
2. Click **Remove from Table** button in table toolbar.

To remove Actual Organizational Resources from model

1. Select Actual Organizational Resource.
2. Click **Delete** button in table toolbar.



For more information about table management, see [Managing tables](#).