

Setting package permissions


On this page

- [Modify package permissions](#)
 - [Inheritable permissions](#)
- [Reviewing package permissions](#)

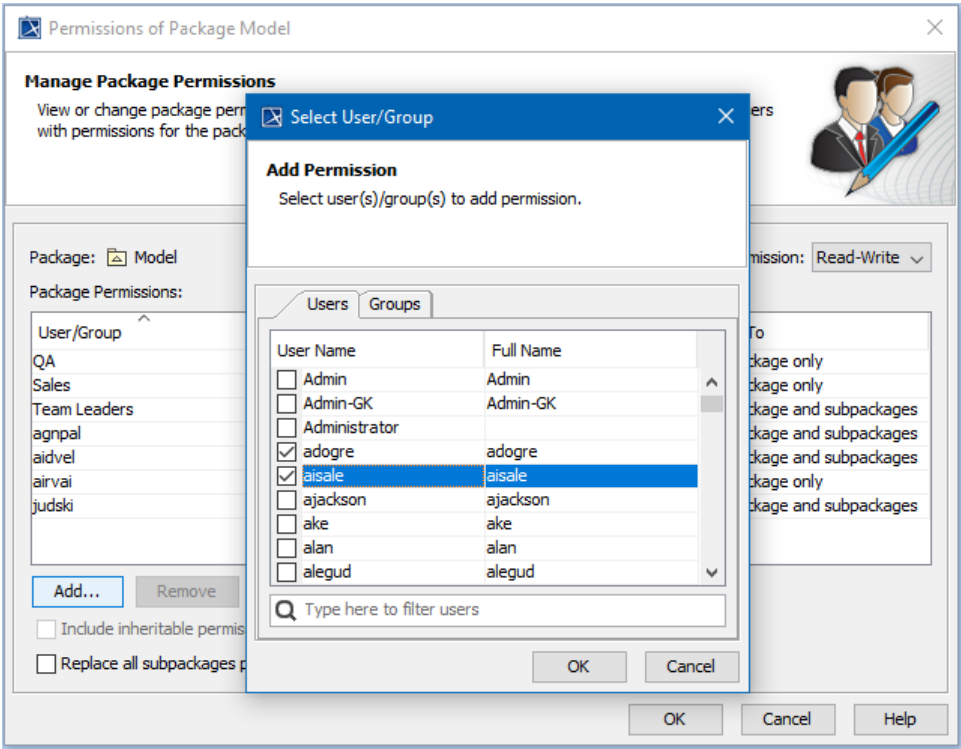
Modify package permissions

To modify the permissions of the package

1. Right-click the package or its shape and select **Permissions**. The **Permissions of Package** dialog opens.

The full name of the dialog depends on the selected package name. Thus, if you select to modify the permissions of the package *domain*, the **Permissions of Package domain** dialog opens.


2. Change global permissions appropriately:
 - To restrict editing of the selected package leaving the rest of the model editable, select **Read-Write** as **Global permission**.
 - To restrict editing of the entire model leaving only the selected package editable, select **Read-Only** as **Global permission**.
3. Add a new package permission:
 - a. Click the **Add** button under the **Package permissions** table. The **Select User/Group** dialog opens.
 - b. Use search bar to filter users or groups, then click to select the check box near the user or group name.



- c. Click **OK** and see the new row appeared in the **Package permissions** table.
 - d. Click the **Permission** cell and select:
 - **Read-Only** to restrict editing of the package for the selected user/group.
 - **Read-Write** to allow editing of the package for the selected user/group.
 - e. If you don't want to apply the same permission on the subpackages of this package, click the **Apply To** cell and select **This package only**.
4. Add as many permissions as you need by repeating step 3.
 5. Close the **Permissions of Package** dialog.

Inheritable permissions

The **Permissions of Package** dialog includes a few options for handling inheritable permissions. The following table provides their descriptions.

Option	Description
Include inheritable permissions from the parent	<p><i>Inheritable permissions</i> of the package are those that apply to its subpackages as well.</p> <p>By default, these permissions are displayed together with individual permissions of every subpackage, but cannot be modified or deleted there. If you want to hide them, click to clear the check box.</p> <div> Let's say you have a package <i>Model</i> and a subpackage <i>Requirements</i>.</div> <p>If you set on the package <i>Model</i> the Read-Only permission for certain user and leave the default setting to</p>
Replace all subpackages permissions with inheritable permissions from this package	<p><i>Inheritable permissions</i> of the package are those that apply to its subpackages as well.</p> <p>apply this permission on subpackages as well, the Permissions of Package domain dialog also displays the</p> <p>If the package, whose permissions you modify, has subpackages, you can choose to replace their individual permissions with those of the parent package. Make sure the appropriate permissions are set as inheritable and click to select the check box.</p>

Reviewing package permissions

You can use the **Package permissions** dialog to review permissions affecting all users for a project. the package.

To review package permissions

- From the **Options** main menu, select **Permissions**. The **Package permissions** dialog opens.

