


Generic table

On this page

- [Description](#)
- [Purpose](#)
- [Example](#)
- [Specific tasks in Generic Table](#)

Description

 This feature is available in Standard, Professional, Architect, and Enterprise editions.







The Generic Table in MagicDraw gives you the ability to manage selected elements and their properties in a single place.


Purpose

A Generic Table displays a list of selected elements and their properties in a single place. Using Generic Tables enables you to:

- Edit property values of listed model elements.
- Create selected type elements.
- Create new derived properties or custom columns.

Example

#	Name	Pre Condition	Goal	Basic Flow of Events
1	 Create User	The user has permissions to create/modify information	Create a new user	1.Type the information of the user 2. Select the role type 3. Specify the permissions for the new user
2	 Create Course	The user has permissions to create/modify information	Create a new course	1. Type the course information 2. Select the class where the course take place 3. Specify the schedule of the course
3	 Modify Class	The user has permissions to create/modify information	Modify selected class	1. Open class list 2. Select class 3. Edit information of the selected class
4	 Create Class	The user has permissions to create/modify information	Create a new class	1. New class creation form is opened 2. Enter all class information (class name, schedule)
5	 Modify User	The user has permissions to create/modify information	Modify selected user	1. Open the user information form 2. Modify the information of the selected user
6	 Modify Course	The user has permissions to create/modify information	Modify information of the selected course	1. Open course list 2. Select course 3. Edit information of the selected course

 The Generic Table project sample allows you to read about the Generic Table feature and analyze examples within that project sample.
To open the sample, do either:

Specific tasks in Generic Table

- On the Welcome screen, select **Samples > Diagrams > Generic table**.

All procedures dedicated only for Generic Tables are as follows:
Go to MagicDraw installation directory > Samples\diagrams and open the *generic table.mdzip* file.

- [Creating Generic Table](#)
- [Adding new derived properties](#) based on the data from this sample.
- [Filling the table with elements](#)

Related pages

- [Table toolbars](#)
- [Basic tasks in tables](#)
- [Hierarchy in tables](#)
- [Glossary table](#)

- [Instance table](#)
- [Metric table](#)
- [Legends](#)