

Using terms in your model

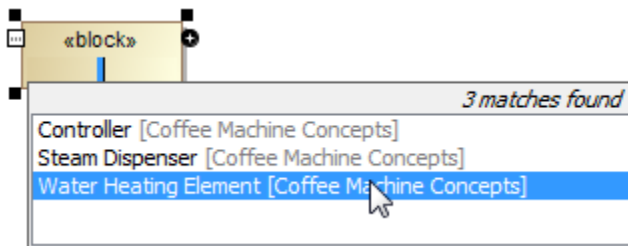
After terms are defined in the glossary, it is easy to use them in your project.

- [Inserting terms](#)
- [Using acronyms](#)
- [Navigation through terms](#)

Inserting terms

To use term in your model

1. Press Ctrl + Backspace while typing.
2. Select the term from the list.
The term is inserted.



Using acronyms






You can define capitalized acronyms, such as ABS or MBSE, in the glossary (see the figure below).



Information




Only capitalized terms are recognized as acronyms. Lowercase words are not interpreted as acronyms.

Glossary table

#	Term	Description
1	 Alternative Fuels	May be alcohol-based, such as ethanol or methanol; compressed natural gas; or combinations of gasoline and alcohol.
2	 BE	Best Effort.
3	 OR	O-ring.
4	 SUV	Sport Utility Vehicle.
5	 HSUV	The Hybrid Sport Utility Vehicle.

Acronyms

Requirement table




#	Name	Text
1	 1 FuelEconomy	The Hybrid  HSUV shall have dramatically better fuel economy than a typical  SUV. Consumption can be expressed in terms of volume of fuel to travel a distance, or the distance travelled per unit volume of fuel consumed.

The option to recognize acronyms everywhere in the text is enabled by default.

- 
1. From the Glossary Table toolbar, select
 2. Click to clear the **Use Acronyms** check box.

Navigation through terms

When a term is a whole phrase and one or more words are also defined as terms, you can easily navigate through all those terms in the description window. We recommend creating a new package where the Glossary Table and all terms will be stored. In the new package, create a Glossary Table.

 Project category	Project category concept which enables visual grouping of projects in	4
 Repository	Project category concept which enables visual grouping of projects in Teamwork Server repository.	5
 Version	new project version.	6

Click to see Project description

Click to go back to Project description

Description

Project (Magic Library)

A physical working unit that consists of mod
model visualizations (diagrams, tables, matrices,
etc.), configuration data, and references to other
elements residing in modules.

[Back](#)