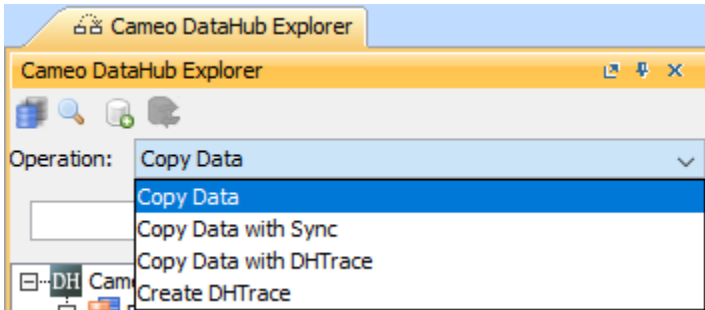


Copy Data operation

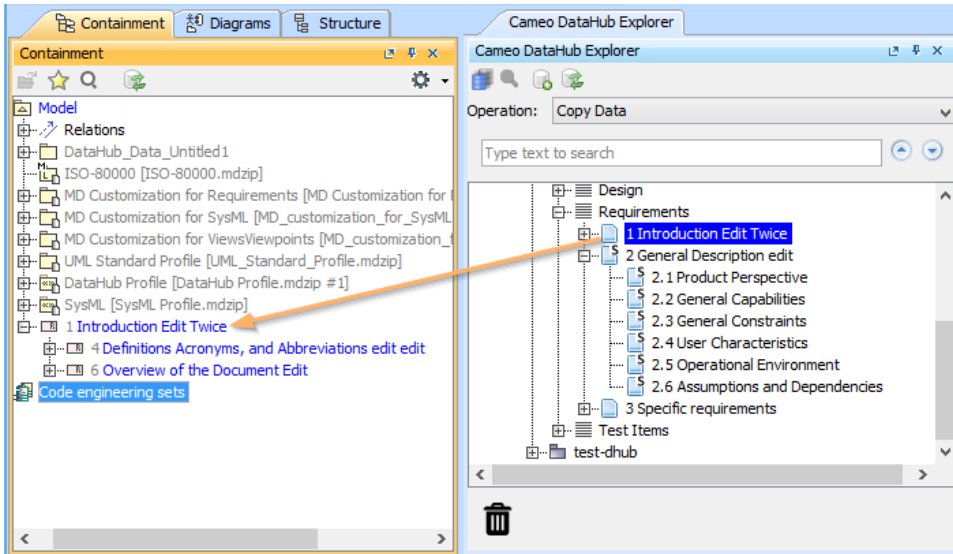
This DataHub operation supports copying data between CSV repository, MagicDraw®, IBM® Rational® DOORS®, and IBM® Rational® DOORS® Next Generation Data Sources. This operation does not synchronize data, so all data changes will not be tracked. You can do this operation by dragging the node from the source to the target.

To copy data using the **Copy Data** operation

1. From the **Operation** drop-down list in **Cameo DataHub Explorer**, select **Copy Data**.

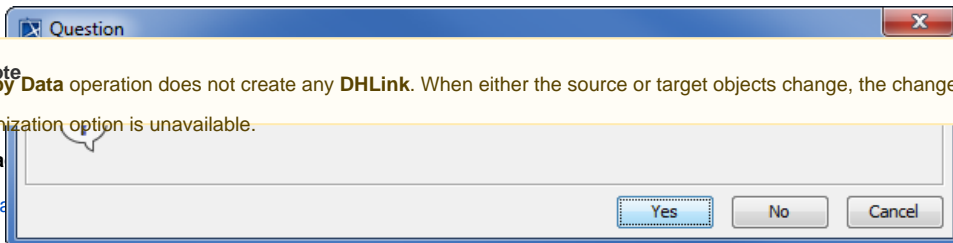


2. Drag any node from DataHub Explorer to the MagicDraw® Containment area.



Note
If the node contains sub-nodes, a confirmation dialog, asking you whether you want to recursively copy them, appears. Click **Yes** to copy all child nodes recursively; or **No** to copy only the top-level nodes.

3. The **Copy Data** dialog opens to allow you to [map source objects to target objects](#) and to [map source attributes to target attributes](#) to copy the data.



Related pa

- Ma