








# App bar

The app bar is located on the top of a published model portal. You can perform the following actions from the app bar:

App bar icon	Icon description
	Click to show or hide the <a href="#">navigation pane</a> .
	Click and select a Cameo Collaborator document view to open it. This icon appears next to the current document view name if the document has multiple views.
	Click and type a search phrase in the document search box to <a href="#">find the content</a> that matches or includes the entered text (e.g., element names).
	Click to show or hide the <a href="#">comments pane</a> .
	Click and select a web app to open it (e.g., Resources, Users, Roles, etc.).
	Click and select <b>Sign out</b> to sign out of the current user account.
	Click and select the action you want to perform: <ul style="list-style-type: none"><li>• <a href="#">Document view/Model view</a>- to switch from the Model view to the Document view mode or vice versa.</li><li>• <a href="#">Show/hide paragraph links to model editor</a> - to enable or disable hyperlinks to a modeling tool for all paragraphs in the current document.</li><li>• <a href="#">Subscribe to/unsubscribe from email notifications</a> - to enable or disable email notifications about new comments or comment replies in the current document.</li><li>• <a href="#">Document information</a> - to see detailed Cameo Collaborator document and project information.</li><li>• <b>Help</b> - to open the Cameo Collaborator for Teamwork Cloud documentation.</li></ul>

## Related pages

- [Structure of the document portal](#)
  - [Navigation pane](#)
  - [Content pane](#)
  - [Comments pane](#)