

Creating and Using a BPMNEvent

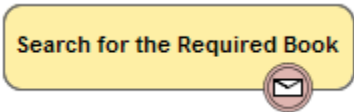
This section will describe how to create and specify Events in BPMN diagrams.

To create a BPMNEvent


- On the Process diagram palette, click a desired event button and then select a type of BPMNEvent.

To create a Boundary Event

- On the Process diagram palette, click the **Boundary Event (Message)** button and then select a type of Boundary Event.
- Click an Activity or Choreography Activity in the diagram.




To change a BPMNEvent type

 You can change an Event type for Start, Intermediate, Boundary, or End Events.

- Right-click a created BPMNEvent and select a new BPMNEvent type.


To change a Start Event to non-interrupting, do one of the following

 **Not all Start Event types can be non-interrupting. The command *Is Interrupting* is only available for the following Start Event types:**

- Message Start Event
 - Right-click the Start Event and on the shortcut menu click **Is Interrupting > False**.
 - Open the Start Event Specification window. In the **Is Interrupting** property box, select **False** and click **Close**.
- Escalation Start Event
- Conditional Start Event

To change a Boundary Event to non-interrupting, do one of the following

- Signal Start Event

 **Not all Boundary Event types can be non-interrupting. The command *Cancel Activity* is only available for the following Boundary Event types:**

- Message Boundary Event
 - Right-click the Boundary Event and on the shortcut menu click **Cancel Activity> False**.
 - Open the Boundary Event Specification window. In the **Cancel Activity** property box, select **False**, and then click **Close**.
- Signal Boundary Event

Related elements

- Start Event
 - Start Event
 - Intermediate Catch Event
 - Intermediate Throwing Event
- Boundary Events
 - Multiple Boundary Event
 - Parallel Multiple Boundary Event
- End Events
 - Activity
 - Choreography Activities

Related diagrams

- BPMN Process Diagram
- BPMN Collaboration Diagram
- BPMN Choreography Diagram

Related procedures

- [Creating a Diagram](#)
- [Creating and Using Tasks](#)
- [Creating and Using SubProcesses](#)
- [Using Activities](#)
- [Creating and Using a Sequence Flow](#)
- [Creating and Using Data Items](#)
- [Using Common BPMN Elements](#)
- [Navigation Between BPMN Diagrams](#)