


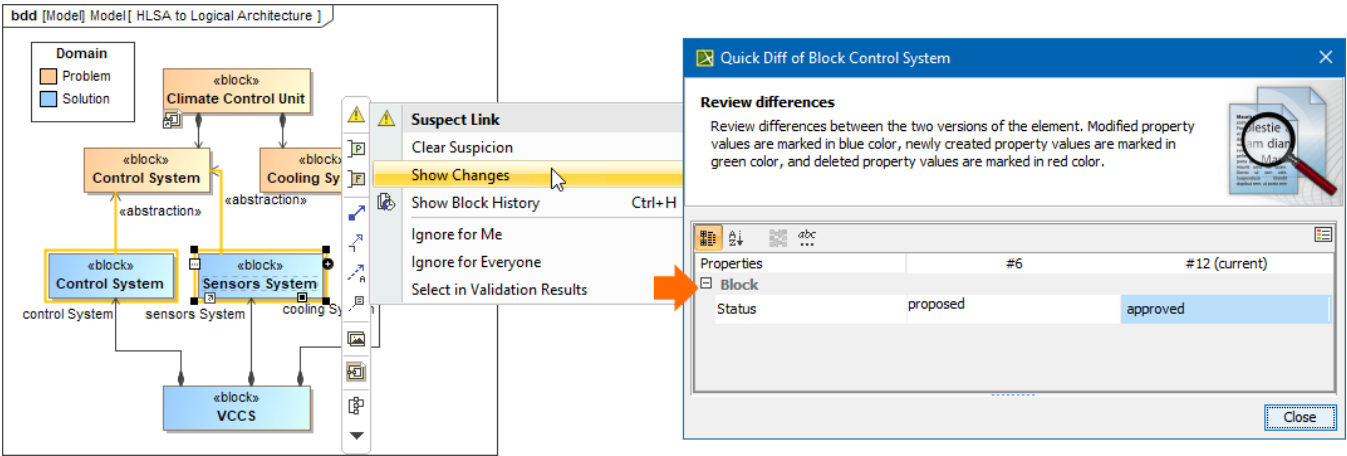
# Customizing suspect links tracking

On this page

- [Customizing tracking](#)
- [Configuration properties](#)

In addition to tracking the changes directly affecting requirements linked to other model elements, you can create your own custom suspect link configurations to keep track of the changes applied to selected model elements and their properties at the chosen end (source or target) of the specified dependencies.


 Newly created suspect links configuration comes into effect immediately and overrides a configuration previously used in the project.



Suspect links tracking in the model

## Customizing tracking

To create a custom suspect link configuration

1. In the [Model Browser](#), right-click a package to create your configuration in, and select **Create Element > Class**. Name it.
  2. Right-click the configuration [Class](#), select **Stereotype**, and apply the «SuspectLinkConfiguration» stereotype.
- 
  - To apply the «SuspectLinkConfiguration» stereotype, suspect links tracking must be [enabled](#) in your project (**Analyze > Suspect Links > Enable Tracking**).
3. Open the created element's [Specification window](#).
  4. Specify the following [configuration properties](#):
    - **Tracked Dependency Type**
    - **Tracked End**
    - **Tracked Element Type**
    - **Tracked Element Properties**
  5. Close the window when you are done and press F5 to refresh your project.
- The configuration is created. Please note that it is not automatically applied to relationships that existed in the model prior to creating a configuration for suspect links tracking. In such a case, you need to [start tracking](#) links manually.

## Configuration properties

These are the properties you need to specify for your custom suspect link configuration:

Property name	Description
Tracked Dependency Type	Specify the types of dependencies to keep track of their source/target element changes.

<b>Tracked End</b>	Specify whether the source or the target element of the selected dependencies should be tracked. The target end-related changes are tracked by default.
<b>Tracked Element Type</b>	Specify the element types to keep track of their changes.
<b>Tracked Element Properties</b>	Specify the properties of the selected model elements to keep track of their changes. If left empty, all element properties are tracked by default.