

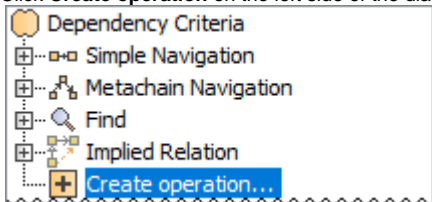
Creating new operations

On this page


- [Calling operations from the model](#)
 - [Built-in operations](#)
 - [Creating executable opaque behaviors](#)
- [Creating script operations](#)
 - [Specifying parameters](#)
 - [Writing scripts](#)





To create a new operation


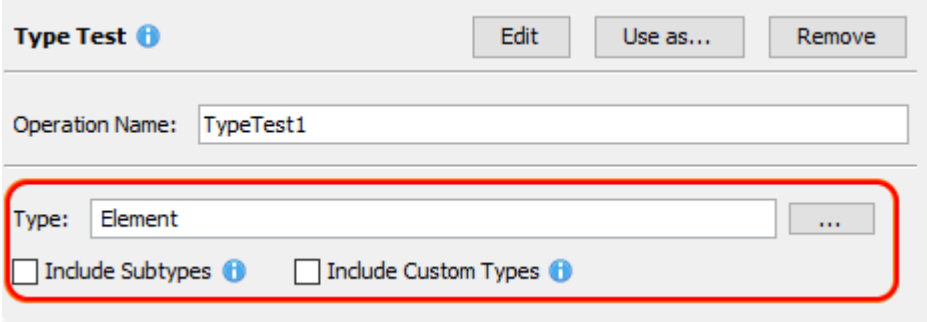
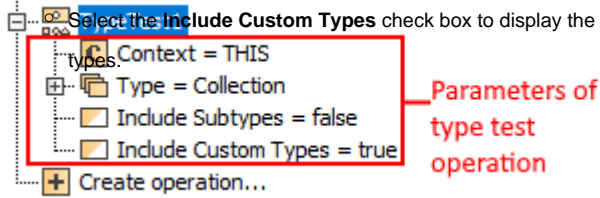

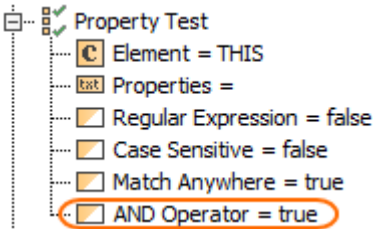

1. Click **Create operation** on the left side of the dialog.


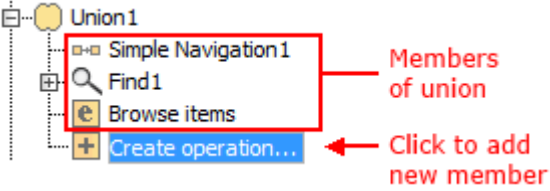

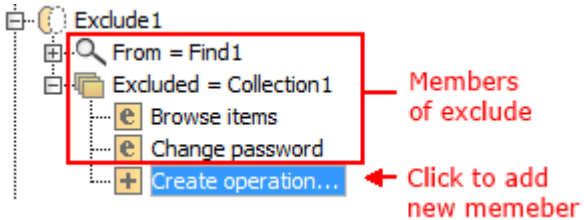












2. Click the appropriate icon on the right side of the dialog to select a new operation type (see descriptions in the following table).

 If the Standard mode is on, switch to the Expert mode to make more operation types available.

Icon	Mode	Description
Operations group		
 Simple Navigation	Expert	Click to create a new simple navigation operation . This icon is available only when specifying members of a union or exclude operation, input collection for a filter operation, scope and type parameters for the find operation.
 Metachain Navigation	Standard / Expert	Click to create a new metachain navigation operation .
 Find	Standard / Expert	Click to create a new find operation .
 Filter	Expert	Click to create a new filter operation and then specify both the input collection that you need to filter and the filter criteria.

 <p>Type Test</p>	<p>Expert</p> <p>Click to specify a new type test operation as a condition for selected filter operation. In other cases, the icon is not available.</p> <p>The operation tests, whether the type of the element matches the given type or stereotype. If the types matches, it returns <i>true</i>, and if they not – <i>false</i>. You can also use this operation to check, if the element is an instance of the given classifier.</p> <p>For this operation, you must specify the following parameters:</p> <ul style="list-style-type: none"> • Element – a model element, which type you need to test. • Type – a type, stereotype, or classifier for testing the element.  <p>Select the Include subtypes check box to include the inherited types, stereotypes, or classifiers of the selected Type parameter value in the test.</p> <p>Select the Include Custom Types check box to display the custom types extending the selected element</p>  <p>Parameters of type test operation</p>
 <p>Property Test</p>	<p>Expert</p> <p>Click to create a new Property Test operation. This operation tests model elements to find out if they contain the specified property values. If the property values of a model element match with the ones you specified, the operation returns <i>true</i>, otherwise it returns <i>false</i>.</p> <p>To specify a Property Test operation, select the desired properties and specify their values in the Property Test specification area on the right side of the dialog.</p> <p>Additionally expand the operation node in the operation list on the left side of the dialog and, if needed, change the AND Operator property value. If AND Operator is set to <i>true</i> (by default), the operation returns <i>true</i> only for the elements that contain all of the specified property values. If AND Operator is set to <i>false</i>, the operation returns <i>true</i> for the elements that contain at least one of the specified property values.</p> 
 <p>Nested Operation</p>	<p>Expert</p> <p>Click to specify a new Nested Operation. Nested Operation is an operation, the body of which is a structured expression. It is inline equivalent to defining an executable operation in the model as an Opaque Behavior with the StructuredExpression language and then using it. Nested Operation can be used as an argument to higher order operation calls, such as Filter. In simple operation calls it is not available.</p>

 <p>Union</p>	Expert	<p>Click to create a new union operation and then specify as many members for it as you need.</p> 
 <p>Exclude</p>	Expert	<p>Click to create a new exclude operation and then specify both From and Excluded members for it.</p> 
 <p>Operation from Model</p>	Expert	<p>Click to add a new operation from the model. You can select either one of the built-in operations, which are stored in standard/system profiles of your project, or a custom operation.</p>
 <p>Script</p>	Expert	<p>Click to create a new script operation, which language can be one of the following:</p> <ul style="list-style-type: none"> • BeanShell • Groovy • Jython • JRuby • JavaScript • OCL 2.0 <p>It can also be a reference to a java class (Binary).</p>
Values group		
 <p>Element</p>	Expert	<p>Click to select an element from the model.</p>
 <p>String</p>	Expert	<p>Click to create a String value.</p>
 <p>Boolean</p>	Expert	<p>Click to create a Boolean value.</p>
 <p>Integer</p>	Expert	<p>Click to create a Integer value.</p>

 Null	Expert	Click to create a Null value.
 Collection	Expert	Click to create a collection of values.
Other group		
 Execute	Expert	Click to add an operation executing a specified expression. Execute operation takes the supplied expression fragment and grafts it into the current expression tree for executing. Expression fragment is an XML string that can be dynamically fetched from any source, such as another tag. The unique value of this operation is that the specified expression can be calculated dynamically instead of being fixed. As a result, the calculation to be executed can depend on the Contextual element .
 Contextual Variable	Expert	Click to add an expression retrieving the contextual variable specified by name. Most common case is accessing the THIS variable, which stores the current Contextual element . This is usually the starting point – argument for other operations – such as Simple Navigation or Metachain Navigation.

Related pages

- [Specifying criteria for querying model](#)
- [Getting started with specifying criteria](#)
- [Using Simple Navigation](#)
- [Using Metachain Navigation](#)
- [Using Find operation](#)
- [Using Implied Relations](#)