



Users application structure

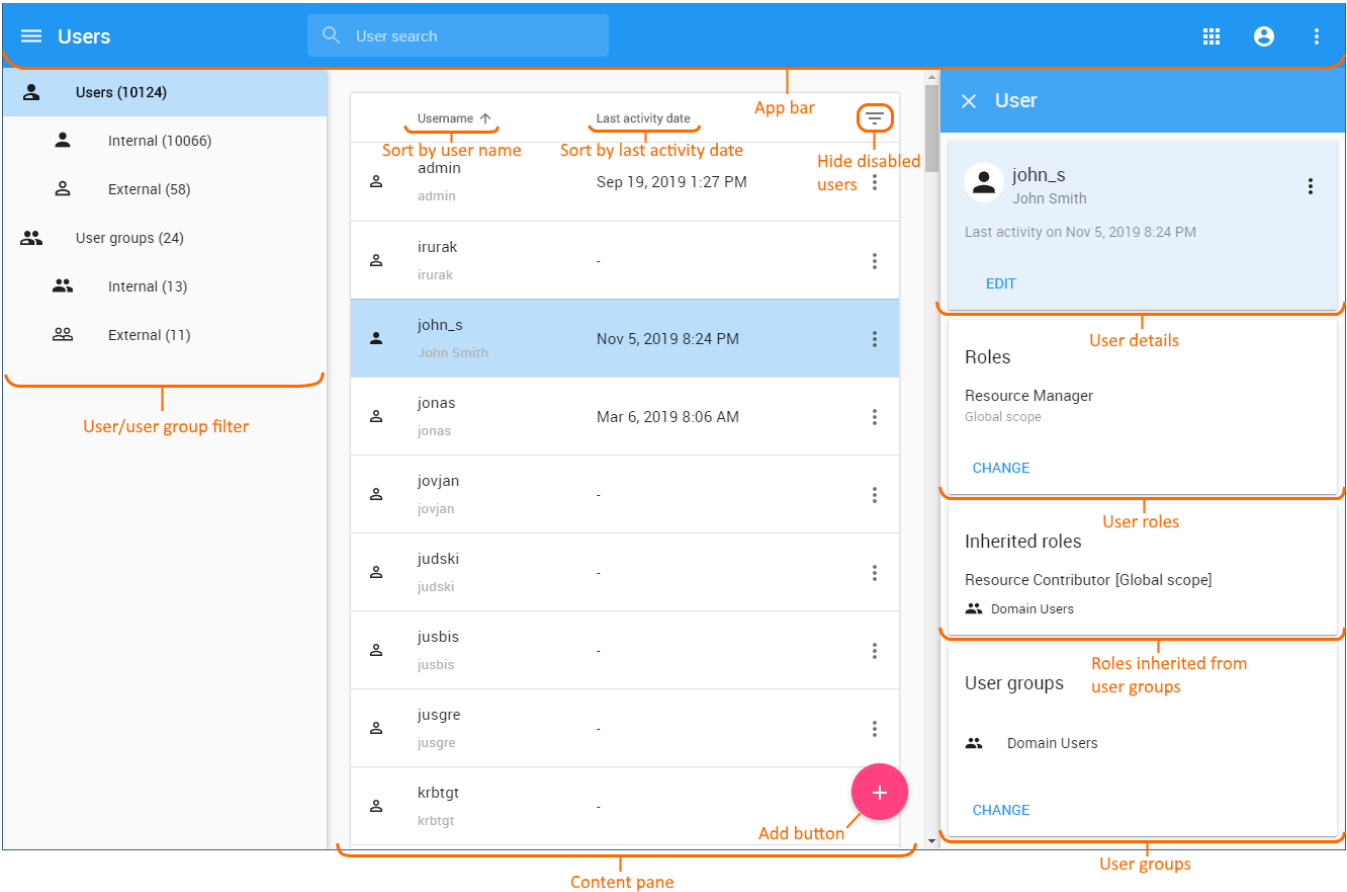
The **Users application** contains a list of all users and user groups. Information about them includes usernames (or group names), full names, last activity, and login status (**Enable** or **Disable**).

 Only a user with a User Manager role can create a new user and/or change a user's password.

Only authorized users are able to view all users in the TWCloud system. There are individual users and user groups in TWCloud, which are classified as external/internal users and external/internal user groups. External users or user groups are imported from external LDAP servers. Internal users or user groups are created in TWCloud. You can learn more about internal and external users in the section [Managing users](#), and internal and external user groups in the section [Managing user groups](#).

To open Users application





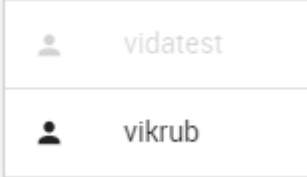



- Click  and select **Users** application.



Users application structure.

The table below describes the UI components in the **User** application.

UI Components	Description
App bar	Learn more about app bar here >>
User/User group search bar	The textbox allows you to search for a user/user group by username or keyword. You can type any alphabetic character, numeric value, or symbol (such as @, &, or #), or a combination of them in the search box. The search is not case-sensitive. By default, the search result will return all usernames that match the keyword or letter(s) entered and display them on the page.

User/User group filter	<p>The left side menu filters internal and external users/groups. Numbers next to each filter name show how many internal/external users/user groups there are. Internal users/groups can be distinguished from external users/groups by different icons:</p> <p> - Internal users</p> <p> - External users</p> <p> - Internal groups</p> <p> - External groups</p>
Name column	<p>This column shows a username or group name. You can sort internal and external users by clicking this column name (Username ↑). Users will be sorted alphabetically ascending/descending. Learn more about sorting users and groups here >></p>
Full Name or Description column	<p>This column shows the full name of a user. When creating a new user, you may type the full name or leave it blank (optional). If it is a group, you can add a short group description.</p>
Last Activity Date column	<p>This column shows the time and date of the user's last activity on TWCloud. The time-date format is DD/MM /YYYY HH:MM. This data appears only for users and will not be shown when viewing group information. Internal and external users can be sorted by clicking this column name (Last activity date ↓). Users will be sorted by the last activity date ascending/descending. However, groups cannot be sorted. Learn more about sorting users and groups here >></p>
Content pane 	<p>Different user colors show the user status in TWCloud Admin:</p> <ul style="list-style-type: none"> • A grey-colored user indicates that the user is disabled and not allowed to log into TWCloud Admin and TWCloud in MagicDraw. • A black-colored user indicates that the user is enabled and they can use their user account (username and password) to log into TWCloud Admin. <p>Learn more about enabling and disabling users here >></p>
Hide disabled users filter 	<p>By clicking the filter you can select to hide/show disabled users. Learn more about filtering disabled users here >></p>
User/User group activity button 	<p>The drop-down menu allows you to edit user information and change user login access (enable or disable).</p>
Add button 	<p>The Add button opens the Create User/Group pane, which allows you to create a new user/group. See Managing user groups for more information.</p>

User group

A user group gathers multiple users and gives the same role assignments to the users in the same group. When you create a user group and assign role assignments (including the scope), you assign them to all of the members in the user group. You can update information and delete a user group. You can also [import](#) a user group from an LDAP server as an external user group. All members of the user group will be imported to Teamwork Cloud (TWCloud) as external users as well. To update the information for an external user group in TWCloud, you must resynchronize it with that of the LDAP server.

Related pages

- [Creating user and user groups](#)
- [Importing users and groups](#)
- [Managing users](#)
- [Converting users to internal or external](#)
- [Copying roles and assignments](#)
- [Managing user roles and assignments](#)