

Printing document sections


You can print the loaded section of a Cameo Collaborator document as described below.

To print a section of a Cameo Collaborator document

1. Open a Cameo Collaborator document.
2. In the navigation pane, select the item whose information you want to print. The information is loaded in the content pane.



Opening the navigation pane

To show the navigation pane, click  in the app bar.

3. Press Ctrl+P. The print window opens as displayed in the figure below.
4. Specify the printing settings, such as the number of copies, layout, and color.
5. Click the **Print** button.

The loaded section of a Cameo Collaborator document is now printed.



Printing in Model and Document views

- If you print a document section in the [Model view mode](#), all the content of the element selected in the navigation pane is printed.
- If you print a document section in the [Document view mode](#), the loaded content starting with the content of the selected element is printed. The printed content may include information for several elements.


Print

Total: 2 sheets of paper

Print

Cancel

Destination

 HPLJP3015 (HP La...

Pages

All

Copies

1

Layout


Portrait

Color

Black and white



More settings

Print using system dialog... (Ctrl+Shift+P)















High-voltage Battery

Characteristics

Name	High-voltage Battery
Owner	 Structure
Is Encapsulated	
Image	
Documentation	
Hyperlinks	
Open in Model Editor	 High-voltage Battery

Attributes table

#	Name	Type	Default Value	Documentation	Multiplicity
1	 in High Voltage In : iHighVoltagePort	 iHighVoltagePort			(Unspecified)
2	 out Charging Status Out : ~iChargingStatus	 iChargingStatus			(Unspecified)
3	 quick charge time = 45.0		 45.0		(Unspecified)
4	 full charge time = 150.0		 150.0		(Unspecified)
5	 distance on quick charge = 95.0		 95.0		(Unspecified)
6	 distance on full charge = 200.0		 200.0		(Unspecified)

The print preview window of a document section.