

Creating Legends

On this page


- [Creating Legends in a symbol diagram](#)
- [Creating Legends in a table](#)

You can create a Legend right in a diagram or table where you want to use it. After creating a Legend, you also have to [create its Legend Items](#). If you want Legend Items to be created and specified for you, [create Legends automatically](#).

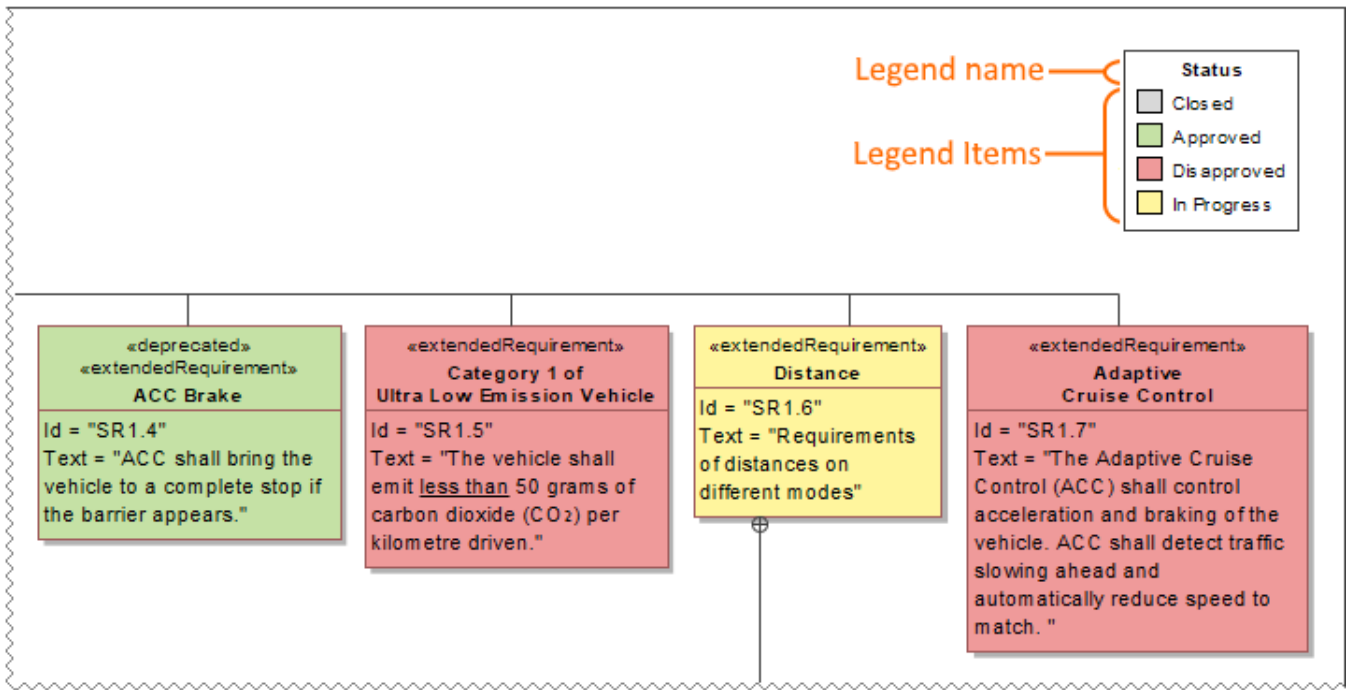
Creating Legends in a symbol diagram

When creating a Legend in a symbol diagram, you can use either the diagram palette, or the diagram tool bar, as described below.

To create a Legend in a symbol diagram

1. Open the diagram in which you want to create a Legend.
2. Do one of the following:
 - Under the **Common** group of the diagram palette, click **Legend**, and click an empty space on the diagram pane.
 - Click  in the diagram toolbar and select **Create Legend**.

After creating a Legend, use the smart manipulator on the Legend shape to [create Legend Items](#).




A Legend shape with specified Legend Items in a Requirement Diagram.

Creating Legends in a table








When working with a table, you can create a Legend by using the table toolbar, as described below.

To create a Legend in a table

1. Open the table in which you want to create a Legend.
2. Click  ▼ in the table toolbar and select **Create Legend**.

In a table, a Legend is displayed as a bar right above the table. After creating a Legend in a table, the Specification window of the newly created Legend opens allowing you to [create Legend Items](#).

Legend name **Legend Items**

Status:  Approved  Closed  Disapproved  In Progress		
#	△ Name	Text
1	 SR1.1 Vehide Mass	The total vehide mass shall <u>not exceed</u> 1500 Kg.
2	 SR1.2 Regenerative Braking	When braking, the electric motor shall switch to generator mode. The wheels shall transfer kinetic energy via the drivetrain to the generator. Generator resistance produced from the electricity created shall slow the vehide.
3	 SR1.3.1 Stopping Distance	The vehide shall completely stop from 100 km per hour in <u>less than</u> 30 meters.

A Legend in a table with specified Legend Items.

Sample model

The model used in the figures of this page is the *Legends* sample model that comes with SysML plugin. To open this model do one of the following:

- Download [legends.mdzip](#).
- Open the model from the *<modeling tool installation directory>\samples\SysML directory*.

Related pages

- [Legends](#)
 - [Creating Legends automatically](#)
 - [Creating and managing Legend Items](#)
 - [Displaying and hiding Legends](#)