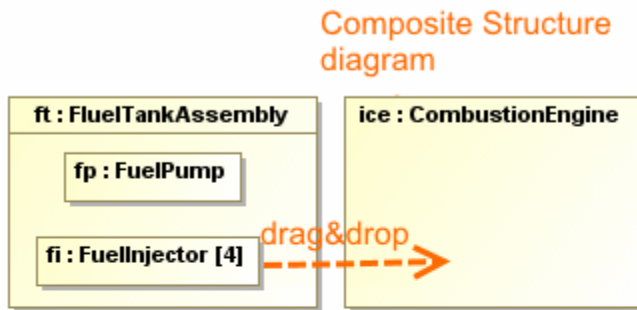


Nesting parts that are association ends

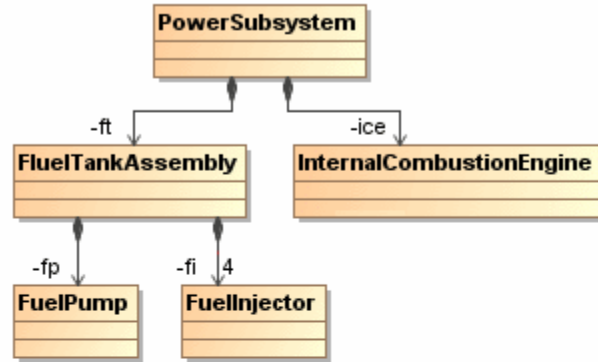
In this section you will find the description on how to nest a Part to another Part in the Composite Structure diagram. Until MagicDraw version 17.0.2, nesting of parts was not available if a Part was a property of an [Association](#), that is, if the Part represented the [Association End](#).

If a classifier has an association connection with another classifier, the Association End in the classifier is referenced as a property. In a Composite Structure diagram, a Part is representation of a property. So the Part can represent the property that is an Association end too. If the Association End is composite, parts are represented in a nested structure.

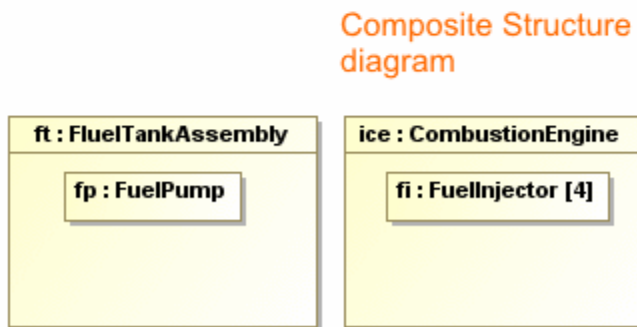
Example before the Part is moved



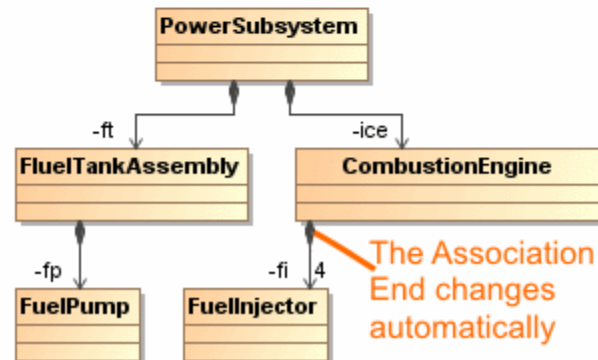
Class diagram



Example after the Part is moved



Class diagram



See an example in the preceding figure. In the [Class diagram](#), the Class *FuelTankAssembly* is connected with the Class *FuelInjector* with the composite Association. In the Composite Structure diagram, the same Association is represented in the following way: the Part with the type *FuelInjector* is nested into the Part with the type *FuelTankAssembly*. By dragging and dropping the Part with *FuelInjector* to the Part with the *CombustionEngine*, changes the Association in the Class diagram - the *FuelInjector* will be connected with the *CombustionEngine*.