




«propertyGroup» Properties

Property	Description
Show Group In Compartment Edit	This property allows for displaying the element properties in the Compartment Edit dialog > the Element Properties tab and in a note on a diagram either within the property group/subgroup or without it. If the value is <i>true</i> , the property name is displayed as follows: <i><property_group_name>::<property_name></i> . If the value is <i>false</i> , the property name is displayed as follows: <i><property_name></i> .
Show Group In Dependency Matrix	If the value is <i>true</i> , the property group/subgroup is visible in the Dependency Criteria dialog, when you create or edit a Dependency Matrix .
Show Group In Element Specification	If the value is <i>true</i> , the property group/subgroup is visible in the element Specification window .
Show Group In Go To	If the value is <i>true</i> , the property group/subgroup is visible in element shortcut menu as a submenu under the Go To menu.
Show Group In Quick Properties	If the value is <i>true</i> , the property group/subgroup is visible in the element Properties panel.
Show Group In Relation Map	If the value is <i>true</i> , the property group/subgroup is visible in the Criterion Editor dialog , when you create or edit a Relation Map .
Use As Node	<p>If the value is <i>true</i>, the property group is displayed in a separate tab in the element Specification window and/or Properties panel.</p> <p>If the value is <i>false</i>, the property group is displayed as a group in the general (default) pane of the element Specification window and/or Properties panel.</p> <div>  Do not set this property value to <i>true</i> for the property subgroup. </div>
Properties	<p>Stores a list of properties that is visible in the property group or subgroup.</p> <div>  Do not set this property value to <i>true</i> for the property subgroup. </div>
Columns	<p>Stores the specified table columns for showing the values of a multivalued property in the element Specification window, for example, ownedOperation in Class.</p> <div>  <ul style="list-style-type: none"> Do not specify this property, when there is more than one property assigned to the properties group and/or subgroup, i.e., when there is more than one value added to the Properties property. The property group, to which the multivalued property is assigned, must be specified as a separate tab in the element Specification window, for example, the Use As Node property must be set to <i>true</i>. </div>
Filter	Stores the element types (UML metaclasses and custom stereotypes) that will be displayed as property values.
Title Bar Name	Stores the property group title bar name shown in the element Specification window.
Title Bar Description	Stores the property group title bar description shown in the element Specification window.