

# CORBA IDL Mapping To UML

## Reference:

[http://www.omg.org/technology/documents/profile\\_catalog.htm#UML\\_for\\_CORBA](http://www.omg.org/technology/documents/profile_catalog.htm#UML_for_CORBA).

CORBA IDL mapping to UML is based on the UML Profile for CORBA Specification, Version 1.0, April 2002.



### Availability

This functionality is available in the Enterprise edition only.

The differences between the UML Profile for CORBA specification and mapping in MagicDraw are listed below.

- Constraints defined in the UML Profile for CORBA specification are not checked in MagicDraw.
- The stereotype CORBAAnonymousFixed is introduced. It is used to represent anonymous fixed types of a stereotype. Fixed types without names are mapped to inner classes with the stereotype CORBAAnonymousFixed. These classes are bound to CORBA::fixed classes.IDL Code:



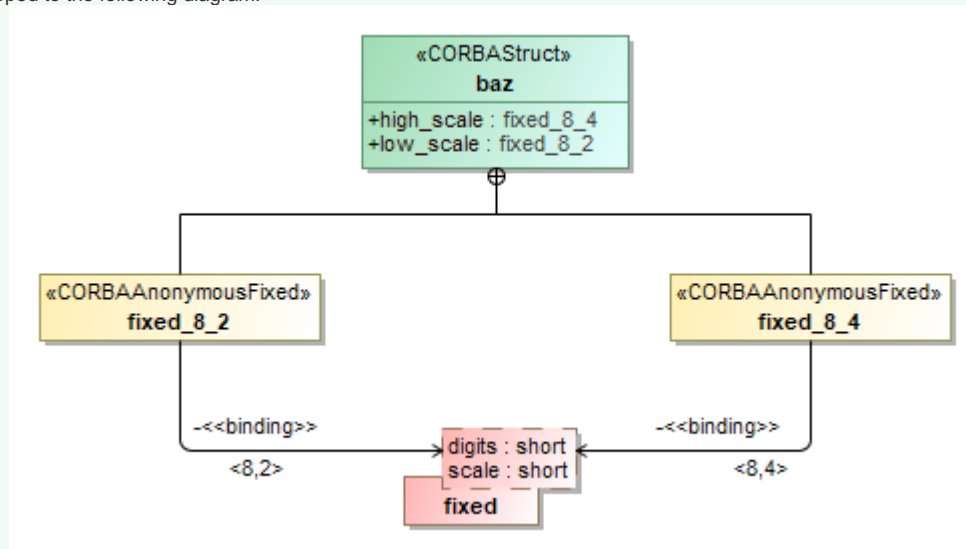
### Example

Code:



```
struct baz
{
    fixed <8, 4> high_scale;








    fixed <8, 2> low_scale;
};
```

This code is mapped to the following diagram:



MagicDraw presents a CORBA IDL diagram that simplifies the creation of standard CORBA IDL elements. The following elements are available in the CORBA IDL diagram:

Button	Shortcut Key	Model Element
	M	CORBA IDL Module
	I	CORBA IDL Interface

	V	CORBA IDL Value
	Shift + P	Class by Pattern
	G	Generalization
		Truncatable Generalization
		Value Support Generalization
		CORBA IDL Association
	I	Interface