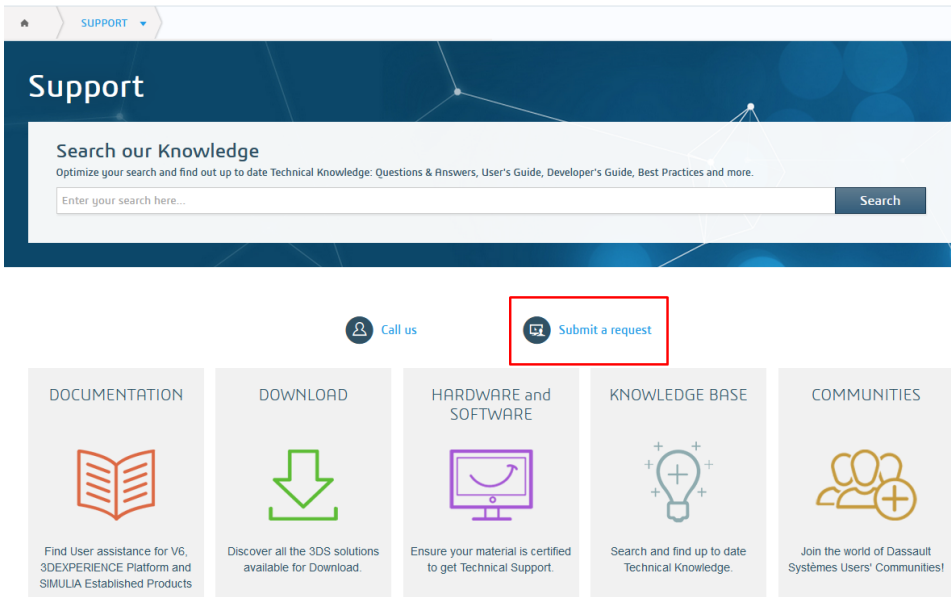


# Access 3DSupport App


- [As a Customer or a Partner](#)
- 3DSupport App onboarding and video tutorials
  - [For customers](#)
  - [For partners](#)


## As a Customer or a Partner

1. Go to <https://www.3ds.com/support/>
2. Click the **Submit a request** hyperlink OR open directly in the 3DSupport App.



3. Login with your **3DEXPERIENCE ID**.

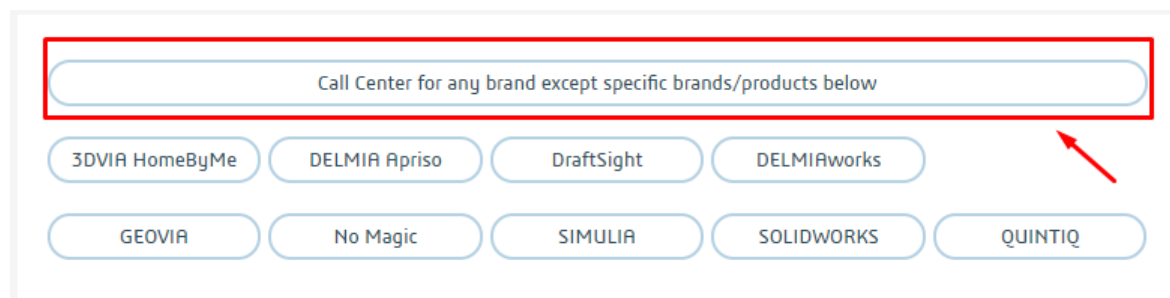
 If you don't have a **3DEXPERIENCE ID** or are not sure if you have one, please check the [3DEXPERIENCE ID creation and validation](#) page.

 To access the **3DSupport App**, you need to have the appropriate **support role**. Your support role is managed by one contact, identified as Security Administrator within your company.

For more information, please check [FAQ question about support roles - Who can access 3DSupport App?](#)

If you are not able to identify your Security Administrator, or if they have not yet been designated, contact your Dassault Systemes account person or

[Dassault Systemes' global Call Center](#)



## 3DSupport App onboarding and video tutorials

### **For customers**

[Discover 3DSupport App for customers](#)

[3DSupport App – Video tutorials](#)

[3DSupport App - FAQ](#)

### **For partners**

[Discover 3DSupport App for partners](#)