

2021x Refresh1 Version News

UAF Plugin

Planned release: June 4, 2021

This release introduces further performance and scalability upgrades in key product areas: compatibility modes, report generation, and metrics calculation. Furthermore, new tables and usability improvements are here to make your modeling experience better.

Additionally, this version introduces a technology preview of ArchiMate model import.

To download the latest version, see [Downloading installation files](#). Don't forget to give us your feedback on [LinkedIn](#), [Twitter](#), or [Facebook](#). For further information, check the [product documentation](#).

- [Performance Improvements](#)
 - [Compliance Modes](#)
 - [Report](#)
 - [UAF Metrics](#)
- [Diagrams and Tables](#)
- [Usability Improvements](#)
- [ArchiMate Model Import \(Technology Preview\)](#)

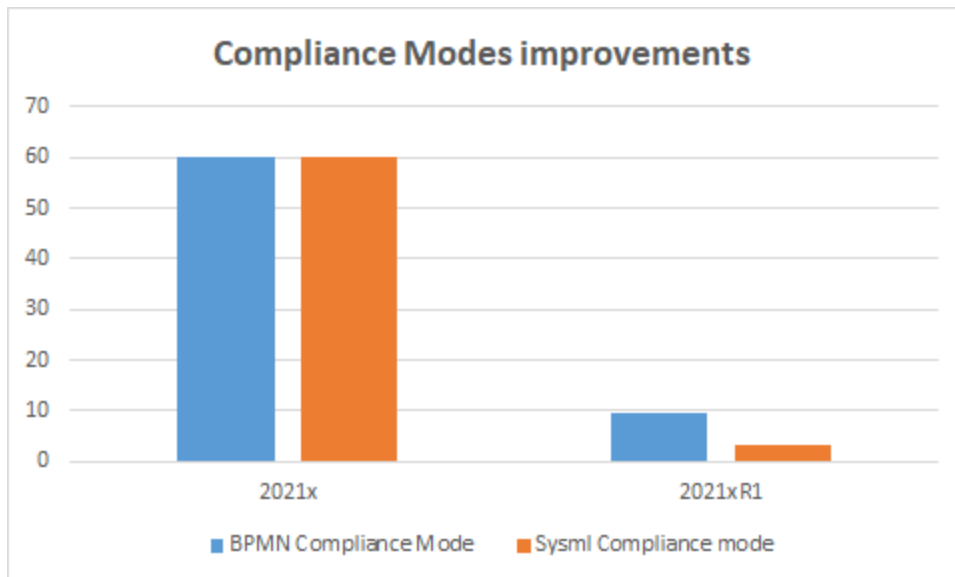
Performance Improvements

In this version, we continued improving the performance with a major focus on compliance mode, reports, and UAF metrics.

Compliance Modes

Turning on the BPMN or SysML compliance modes in large projects now takes less time than in earlier versions.

Feature	2021x	2021x Refresh 1
BPMN Compliance Mode (UAF)	> 60 min	9 min 27s
SysML Compliance Mode (UPDM)	> 60 min	3 min



Report

The report generation was optimized so it takes less time for large projects. In the optimization process, the tables, matrices, and relation maps were excluded from the scope of the Used in Diagrams column. MS Word supports files only up to 512 MB, therefore we do not recommend generating a report with the entire project as its scope.

The following table shows the testing, performed with the scope of ~ 5000 elements, results.

Feature	2021x Refresh 1
All views report (XL project)	5 min 30s
Dictionary report	31s
Summary and Overview report	15s
Dictionary Excel Spreadsheet	2 min 11s

UAF Metrics

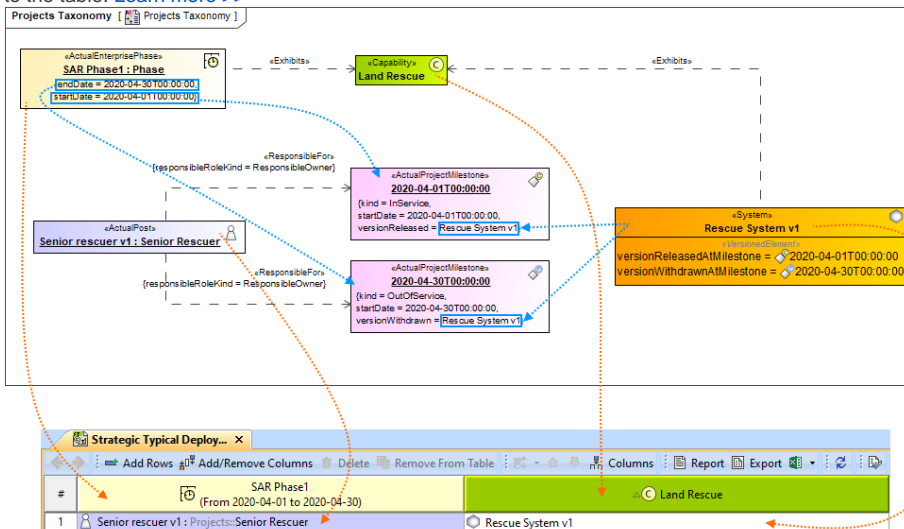
The metrics calculation was also optimized and runs smoothly in the larger projects. However, we do not recommend selecting the entire project as a scope for calculating metrics.

The following table shows the testing, performed with the scope of ~ 5000 elements, results.

Feature	2021x	2021x Refresh 1
UAF metrics (1M)	Low memory	21.719 s
UAF metrics (10M)	Low memory	190.35 s
UPDM2 metrics (1M)	Low memory	42.564 s
UPDM2 metrics (10M)	Low memory	56.109 s

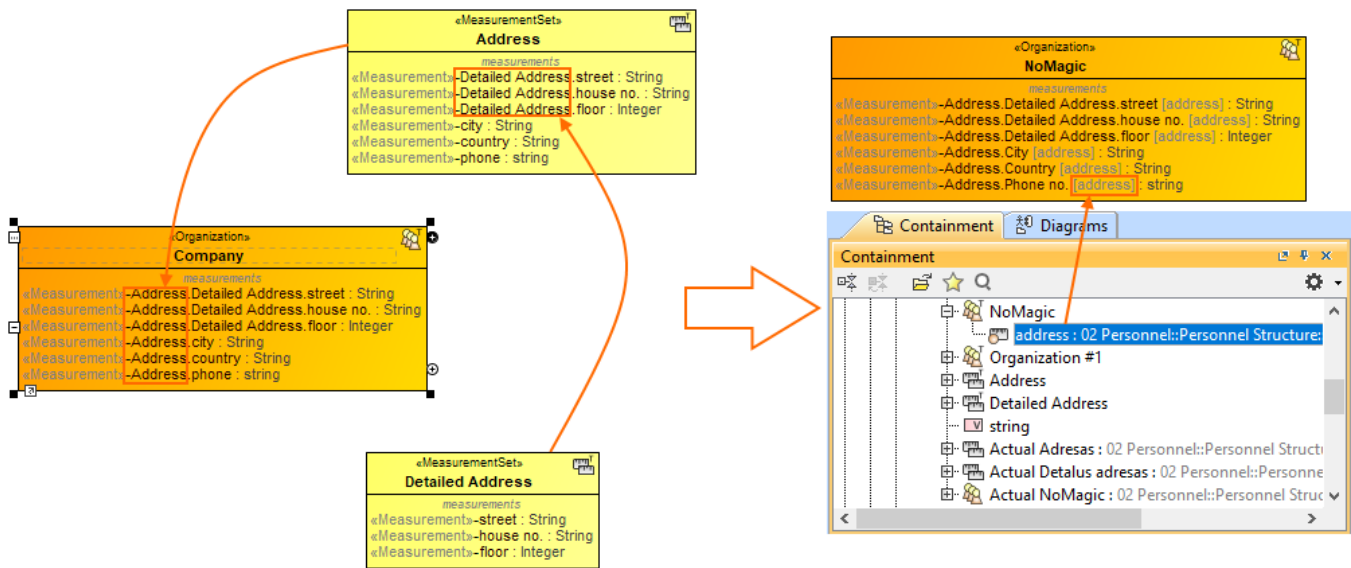
Diagrams and Tables

- The **Hierarchical Typical Measurements** tables were enhanced and no longer hold the status of technology preview. New hierarchical display modes were implemented. You can also generate predefined reports for these tables. Also, having the Hierarchical Typical Measurements table filled out makes it easy to create the Hierarchical Actual Measurements table by simply clicking the **Evaluate Measurements** button. [Learn more >>](#)
- The **Hierarchical Actual Measurements** tables are available for all domains. The hierarchical table for actual measurements allows working with the actual measurements directly in the table. You can add new or existing Actual Property Sets and **define values**. When you add a Property Set to the table, all existing Actual Property Sets will be collected recursively according to the defined scope. [Learn more >>](#)
- The **Actual Project Milestone Summary Table (Pj-Rm)** depicts all actual project milestones in the model. Adding the actual project milestones into the table allows you to see their name, kind, start date, project, project status, version released, version withdrawn, and actual resource information. You will also be able to add or modify the actual project milestone information directly in this table. [Learn more >>](#)
- The new **Strategic Typical Deployment** tables are now available in all frameworks. Two new wizards come along with this new type of table. Use the **Actual Resources Deployment Creation Wizard** to create a table and the **Typical Resources Deployment Wizard** to add resources to the table. [Learn more >>](#)



Usability Improvements

- If you need to see the original name, set the **Show Original Name of Measurement** symbol property to true. The original name will be displayed in brackets and in gray font. [Learn more >>](#)



- You can create a Model Library package for each UAF domain.
- A new system property is implemented to help with the migration of server projects. There are two cases regarding the migration of **UAF and UPDM** projects:
 - If you are performing UPDM project migration from the modeling tool with the UPDM environment, only the project version will be migrated.
 - The UPDM project migration from the modeling tool with the UAF environment will not be performed. However, if you want to migrate the UPDM project to UAF, you need to open the *magicdraw.properties* (or *cea.properties*) file and change the value of the system property - *Dmigrate.project.from.updm2.to.uaf*=false to True. By default, the value of this property is False, which means that your UPDM projects will not be migrated.

[Learn more >>](#)

ArchiMate Model Import (Technology Preview)

In this version, the import of the ArchiMate model from the open exchange file into the UAF project is implemented. As it is only a technology preview for this version, the imported element mapping is only partial. The mapping of ArchiMate 3.1 to UAF 1.1 approach is based on the NATO Architecture Framework.



[Learn more >>>](#)

UAF Plugin documentation

- [UAF Plugin 2021x](#)

News of earlier versions

- [UAF 19.0 LTR](#)
- [UPDM 3 18.5](#)
- [UPDM 3 18.4](#)
- [UPDM 18.3](#)
- [Product News Archive](#)