

Creating required files and folders structure

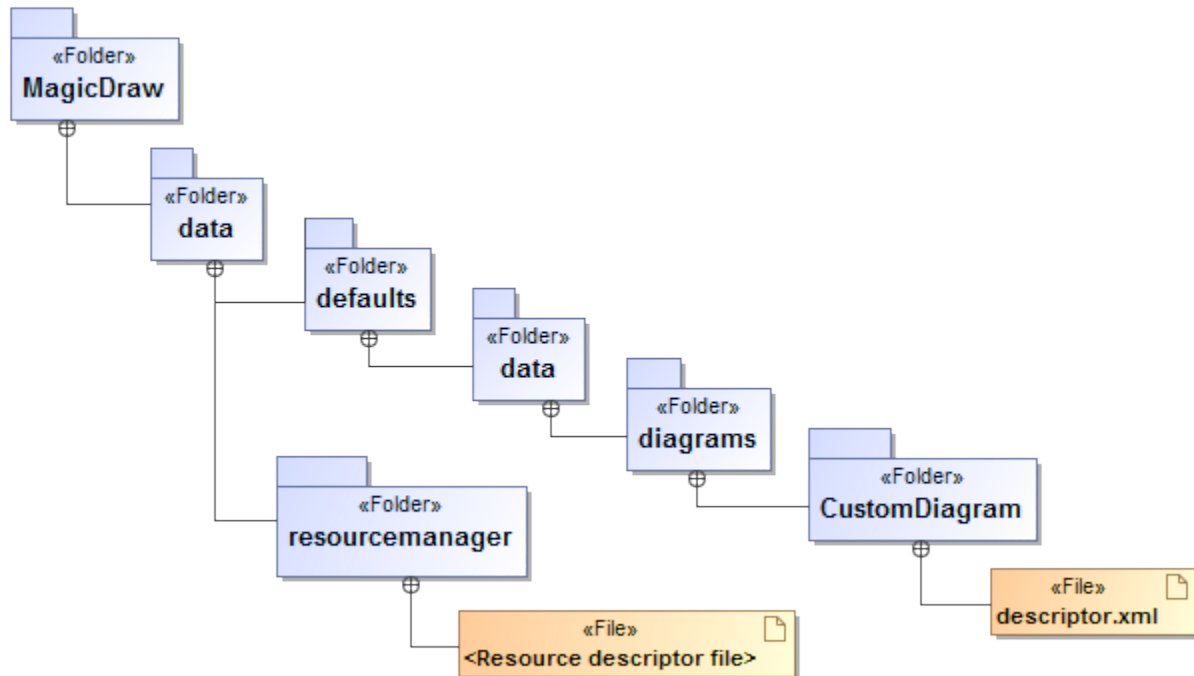
To distribute resources, you must create the required files and folders for a particular resource type. Some of the resource file names should match the standard names.


For each resource file, there should be a created folders structure, which should match the folders structure of the program installation folder.


To distribute resources, you must create [a resource manager descriptor file](#).

Distributing Custom Diagrams

A required file for the custom diagram distribution is *descriptor.xml* - a Custom Diagram descriptor provided by MagicDraw Resource Manager. The file and folder structure is depicted in the following figure:

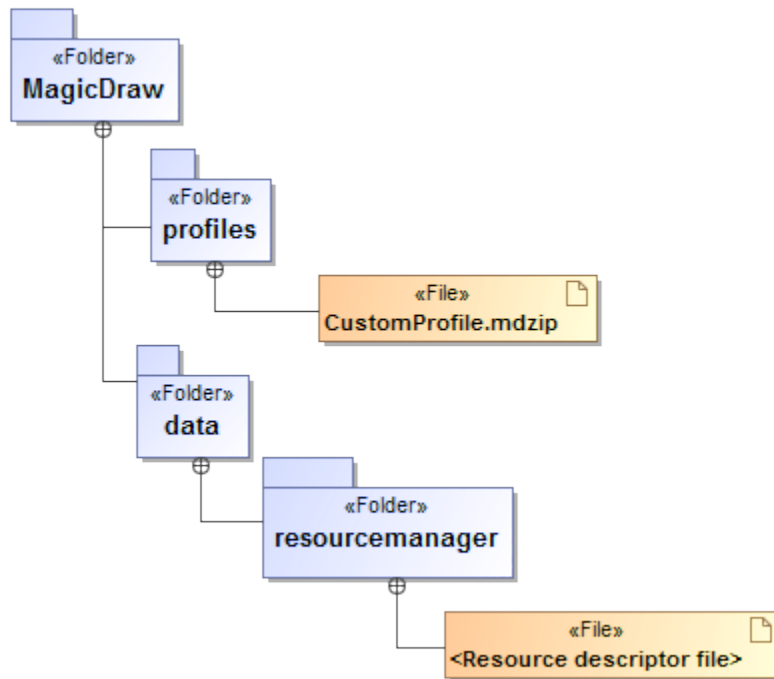


 The custom diagram type (in diagram descriptor.xml file) should match the folder name it is placed in.

 more information about creating new diagram types, see the section “Diagram Types” in MagicDraw UserGuide.pdf or see the *UML Profiling and DSL UserGuide.pdf* for the custom diagrams creation.

Distributing Profiles

You can distribute your profile as the following structure:



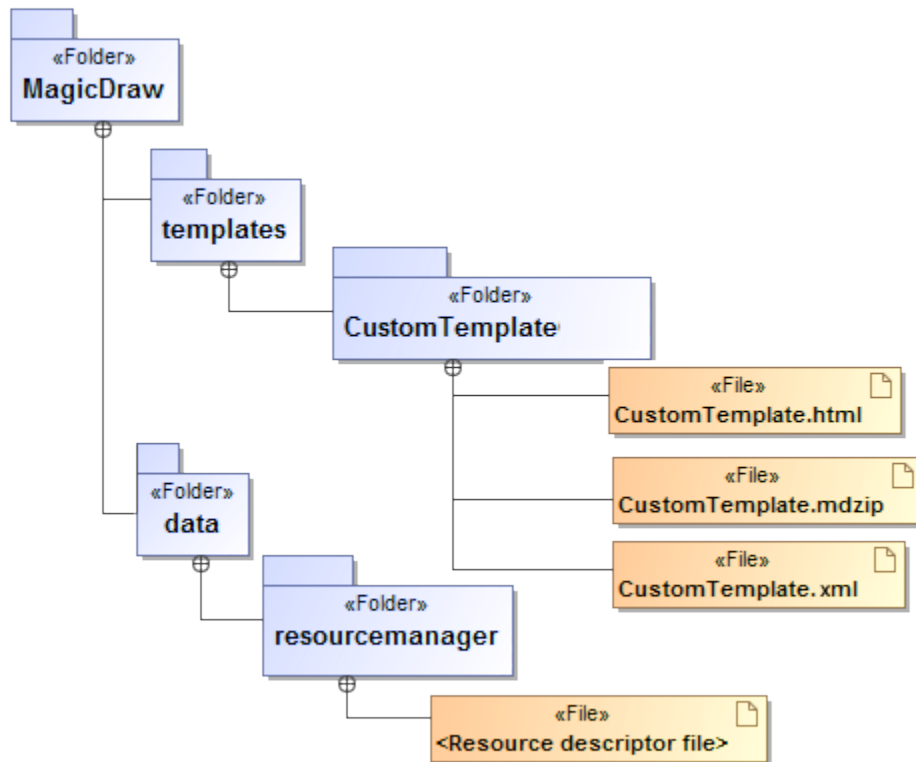
For more information about working with Profiles see *MagicDraw UserManual.pdf* and *UML Profiling and DSL UserGuide.pdf*.

Distributing Templates

Files for the template distribution are as follows:

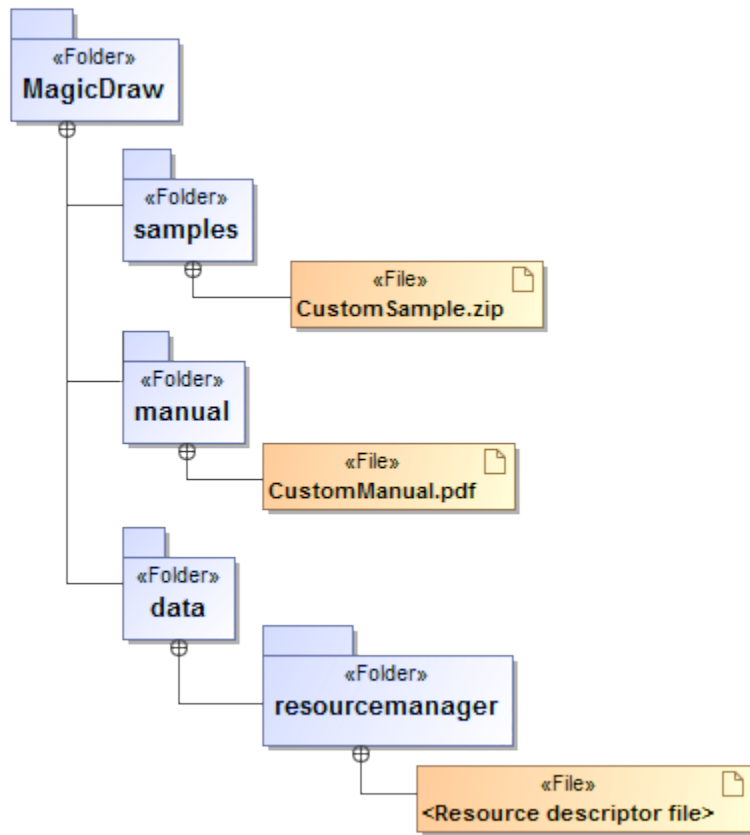
- *CustomTemplate.mdzip* (required) - the template project file.
- *CustomTemplate.html* - the description of the template project.
- *CustomTemplate.html* - the description of the template group.

The file and folder structure is depicted in the following figure:



Distributing Samples and Documentation

You can distribute your created samples and documentation and import them into your modeling tool with the MagicDraw ResourceManager. The file and folder structure is depicted in the following figure:

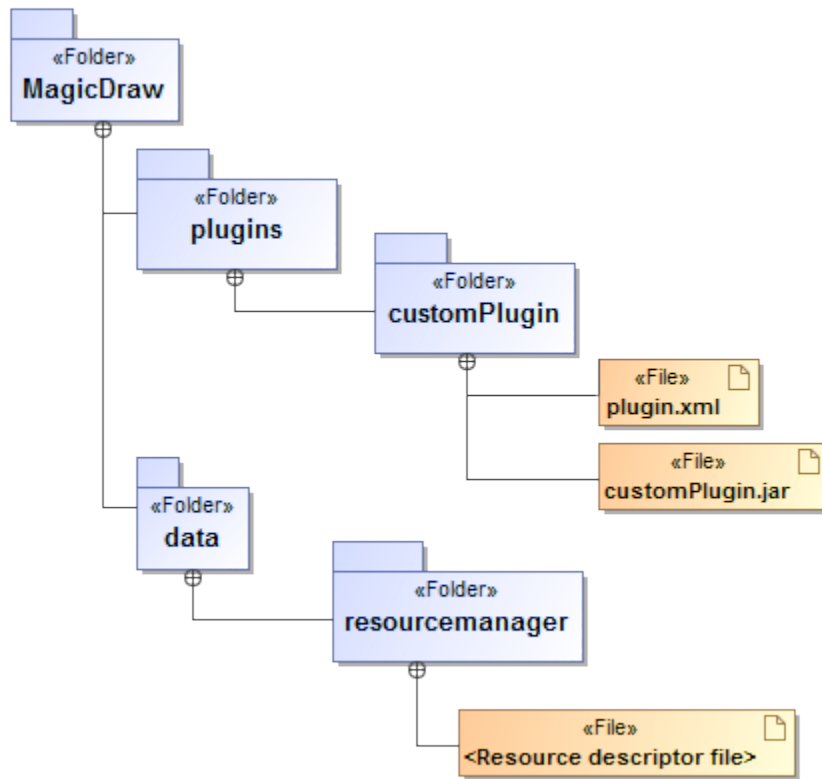


Distributing Plugins

Required files for a plugin distribution are as follows:

- *plugins.xml* - A [plugin description](#).
- *customPlugin.jar* - jarred [plugin class files](#). You may select any title for this file.

The file and folder structure is depicted in the following figure:



The plugin term may include all resources that could be distributed, such as custom diagrams, profiles, templates, samples, and others.

Related pages

- [Resource manager descriptor file](#)
- [Plugin descriptor](#)
- [Plugin classes](#)