



Dependency Matrix Criteria area

Criteria

Row Element Type: ...

Column Element Type: ...

Row Scope:  ...








Column Scope:  ...

Dependency Criteria: ...

Direction: ▾

Show Elements: ▾

See the descriptions of the dependency matrix Criteria area in the following table.

Element Name	Element Type	Description
Row Element Type	Text box with 	Click the ... button to select an element type or multiple element types to show in rows of the dependency matrix.
Column Element Type	Text box with 	Click the ... button to select an element or multiple element types to show in columns of the dependency matrix.
Row Scope	Text box with 	<p>Click the ... button to define a scope of the model (packages/profiles) from which elements should be displayed in rows of the dependency matrix.</p> <p>Click  to to open the Query dialog and specify the criteria that define row scope.</p>
Column Scope	Text box with 	<p>Click the ... button to define a scope of the model (packages/profiles) from which elements should be displayed in columns of the dependency matrix.</p> <p>Click  to to open the Query dialog and specify the criteria that define column scope.</p>
Dependency Criteria	Text box with 	Click the ... button to define what relationships between row and column elements you wish to display in the dependency matrix cells.
Direction	Drop-down list	Select a direction of relationships for the relationship analysis and representation in the dependency matrix. Be aware that new relationships will be created with the selected direction.
Show Elements	Drop-down list	Select to show only related (by a selected dependency criteria), only non-related, or all elements.