

Importing users and groups



You can import external users and user groups from LDAP servers to Teamwork Cloud.



Prerequisites


- To import users or user groups at least one LDAP directory must be added to Teamwork Cloud (see [Adding and configuring LDAP server](#)).
- Because of the LDAP export limit, you can only import 1000 users at once.
- It is not possible to import users or user groups with the names that already exist as internal.

To import LDAP users or user groups

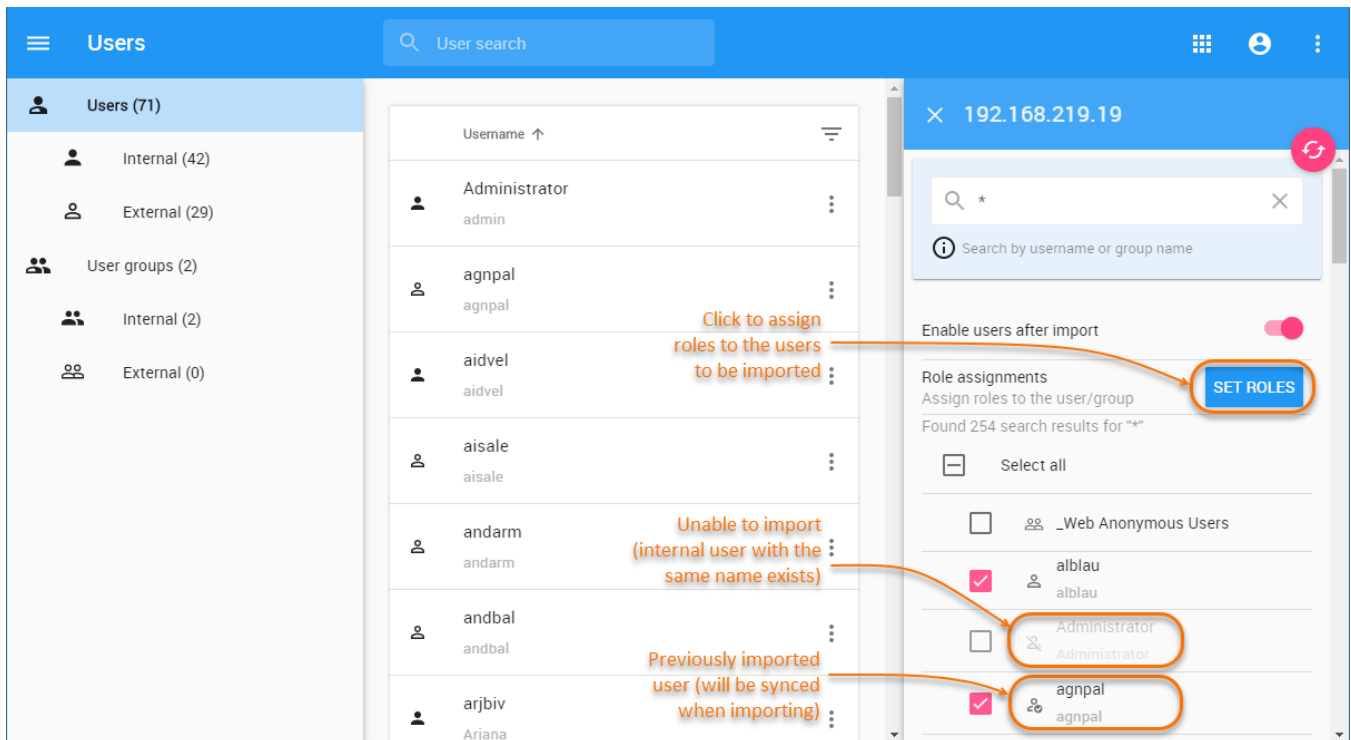
- In the Users application, click  and select .
- Select the LDAP server from which you want to import users and user groups and click **OK**.
- In the search bar of the LDAP server pane, enter the name of the user or user group you want to import.



If you want to get the list of all users stored in the selected LDAP server, type the asterisk sign (*) in the search bar.

- Select the check-boxes next to the users and user groups you want to import.
- Optionally click the **Set roles** button and assign specific roles to the users and user groups to be imported. For more information, see [Adding roles](#).
- Click  to start the import.

After completing the above steps, you will get a notification that the import process has started. If you import a large number of users at once, it may take a while before the import is finished.



The screenshot shows the 'Users' application interface. On the left, a sidebar lists 'Users (71)' and 'User groups (2)'. The main area displays a list of users with columns for 'Username' and a search bar. The right-hand pane shows the 'Role assignments' section, where roles can be assigned to the selected user/group. Annotations highlight the 'SET ROLES' button, a search bar with an asterisk, and specific role assignments for 'Administrator' and 'agnpal'.

Importing users and user groups in the Users application.

When imported users are new, external users are created and the selected roles are assigned to them (see step 5). If you import users that have been imported before, the existing user information is synchronized during the import process but the role assignments stay the same. For more information, see [Synchronizing users and user groups](#).

Related pages

- [Users application structure](#)
- [Importing users and groups](#)
- [Managing users](#)

- Converting users to internal or external
- Copying roles and assignments