


Applying a license

Upon successful installation, only the administrator account is available. It is required for you to apply a license for the first time. The license selection page also opens when your license expires.

The license selection page prompts you to specify the address of the [FlexNet license server installation](#) where you store your license(s). If you do not specify any port, **1101** will be the default port. If you enter the wrong address, an error message will open for you to report the problem.



Note

- You can only apply a Teamwork Cloud license once per session.
- An administrator account is required only for first-time license application. In subsequent license updates, any user who has been assigned a server administrator role can apply the license through Teamwork Cloud Admin.

To apply a license in Teamwork Cloud Admin

- Teamwork Cloud will automatically apply the selected license whenever it starts. If the license does not exist in the license server anymore, the

1. Enter the URL for Teamwork Cloud Admin. You will be directed to the authentication server sign-in page.
2. Enter administrator credentials (the default credentials are **Administrator/Administrator**). Upon successful authentication, you will be directed to Teamwork Cloud Admin.
3. Click the **Teamwork Cloud** right corner web icon **Settings** in the top right corner.
4. From left side menu select the **Server license** page. In this page you will find **License information** table.
5. Enter the IP address of the FlexNet server (port is **8443**). The same instance will be **27000/10**, and click **SHOW LICENSES**.
6. Select the applicable license you want to apply, and click **Confirm** button.

License information

Here you can manage current server license.

License server *


peleda:1101

	Product	Version	Connection limit	Server	Database	In use (available)	Expiration
<input checked="" type="radio"/>	Business Pro	19.0	Unlimited	Single	Single / Cluster	11 (50)	Permanent
<input type="radio"/>	Enterprise	19.0	Unlimited	Single / Cluster	Single / Cluster	13 (50)	Permanent
<input type="radio"/>	Standard	19.0	10	Single	Single	0 (100)	Permanent
<input type="radio"/>	Business	19.0	25+	Single	Single	3 (50)	Permanent


CANCEL

CONFIRM

7. After applying the license, in the **License information** table, you will see license which is used.



If your license server only has a single license edition for Teamwork Cloud, it will be automatically applied.



Warning

If your installation of Teamwork Cloud is using a multi-node Cassandra cluster, you must have a **Business Pro or Enterprise** license. Teamwork Cloud will deactivate if it detects a multi-node cluster

, the number of available licenses will need to reactivate once a license becomes

If your FLEXnet License Server is down, the server capacity shall be set to zero. Only one connection is allowed at that time. All currently active users can continue working but they cannot sign in again once they log out as no user can sign into the server at that time. The server administrator can sign into the Teamwork Cloud Admin to select a new license server.

You can see information about your current license on the **Server license** page of Teamwork Cloud Admin. The information includes the license edition and expiration date, the license version. See section [Changing a license](#) to change or update your license.

Related pages

- [Changing a license](#)
- [Accessing TWCloud Admin](#)