


My account application

In My account, you can manage your account data - add or remove your name, phone number, email address and department, also you can change your password.




To open My account

- In the upper right corner click  button and select **My account** application.



The user without assigned roles or resources after sign in will be automatically redirected to the **My account** page.

My account



Username

Administrator

Full name

John Smith

Phone number

+3703012345

Email address

admin@NME.com

Department

NME1

CHANGE PASSWORD

SAVE


My account view

Changing password

To change the password

1. Open **My account** application.
2. Choose **Change Password**.
3. Enter your old and new passwords, then select **Save**.



You can also change your password in the **User details** pane by clicking  and selecting **Change password** option. Your new password cannot be the same as your previous password.

To change the Administrator's password

1. Change the password using **My account**.
2. Update the *properties* file at *<TWCloud install folder>/WebAppPlatform/shared/conf/webappplatform.properties* with the new TWCloud Admin password.
3. [Restart the Web App service](#).