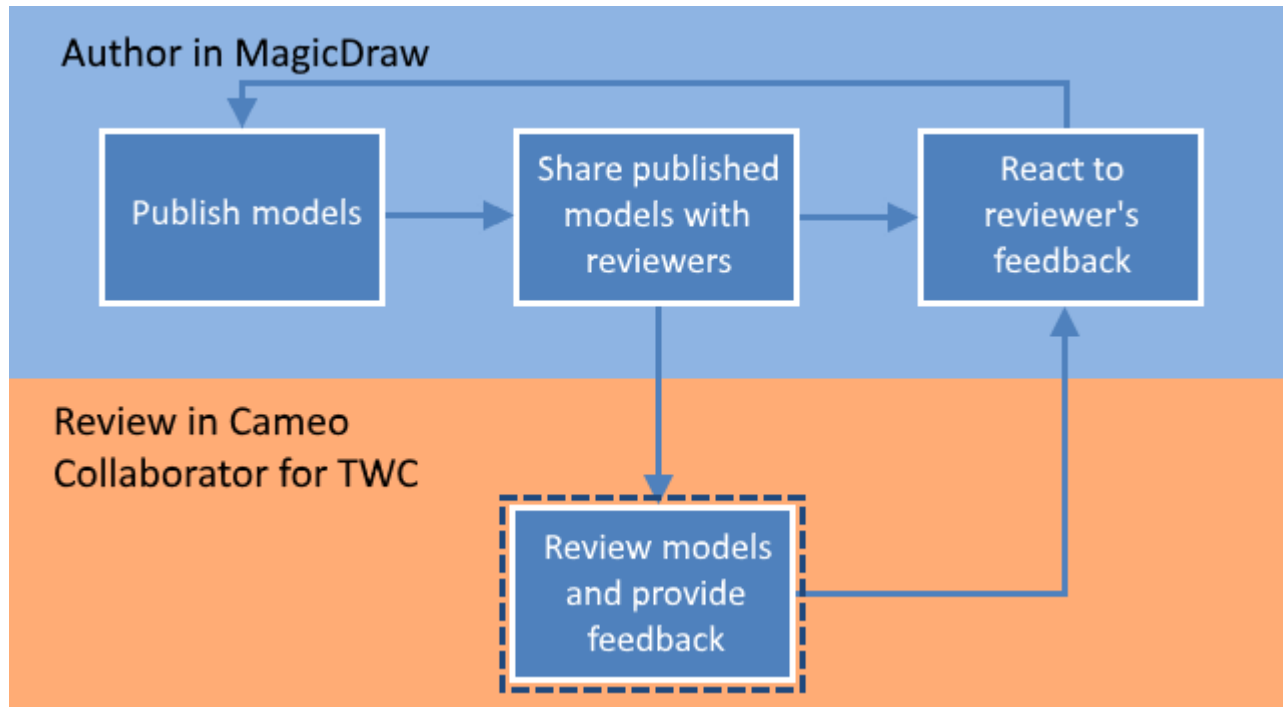


Reviewing documents and providing feedback

After an author [shares a published model](#), you can start reviewing the model and give feedback to the author.




When you are provided with the link to a published model, you can review it and give feedback.


You can provide feedback in a form of textual and graphical comments. [Textual comments](#) can be written for any element, including its properties displayed on the content pane. [Graphical comments](#) can be drawn on all images, e.g., diagrams, maps, and matrices.

To review a published model and give feedback

1. [Open the Cameo Collaborator document](#) you want to review.

 **Non-public documents**
If the document you are trying to open is not shared publicly and you are directed to the login screen, log in to Teamwork Cloud.

2. Do the following:
 - Review the document, including its structure, element characteristics, and diagrams.

 **Navigating**
Use the [navigation pane](#) to navigate to the content you want to review.

- [Write textual comments](#) for individual items on the [content pane](#).
 - Draw on diagrams to [give graphical comments](#).
 - [Write replies](#), if there are other reviewer's or author's comments.
 - [Resolve comments](#).
3. When you finish, notify the author so that he/she can [react to your feedback](#).

When an author updates a model and/or replies to your comments, you can repeat the cycle shown in the figure above.

Related pages

- [Sharing document links](#)
- [Reacting to feedback](#)
- [Working with comments in Cameo Collaborator](#)

