

2021x Refresh2 Version News



Released on: December 3, 2021

Cameo DataHub 2021x Refresh2 introduces the following new features and improvements:

- Stream support in DOORS Next Generation
- Copying DOORS Next Generation DHLinks to a different Stream Data Source
- Collection artifact open in a new tab for IBM Rational DOORS NG
- Variant-to-model synchronization for Traceable Requirement Management Integration
- Getting custom attributes
- Key improvements

To download the latest MagicDraw version, see [Downloading installation files](#). Don't forget to give us your feedback on [LinkedIn](#), [Twitter](#), or [Facebook](#). For further information, check the [product documentation](#).

Working with DOORS Next Generation

- [Stream support](#)
- [Copying DHLinks to a different Stream Data Source](#)
- [Collection artifact open in a new tab](#)
- [Key improvements](#)

Traceable Requirement Management Integration

- [Variant-to-model synchronization](#)
- [Getting custom attributes](#)

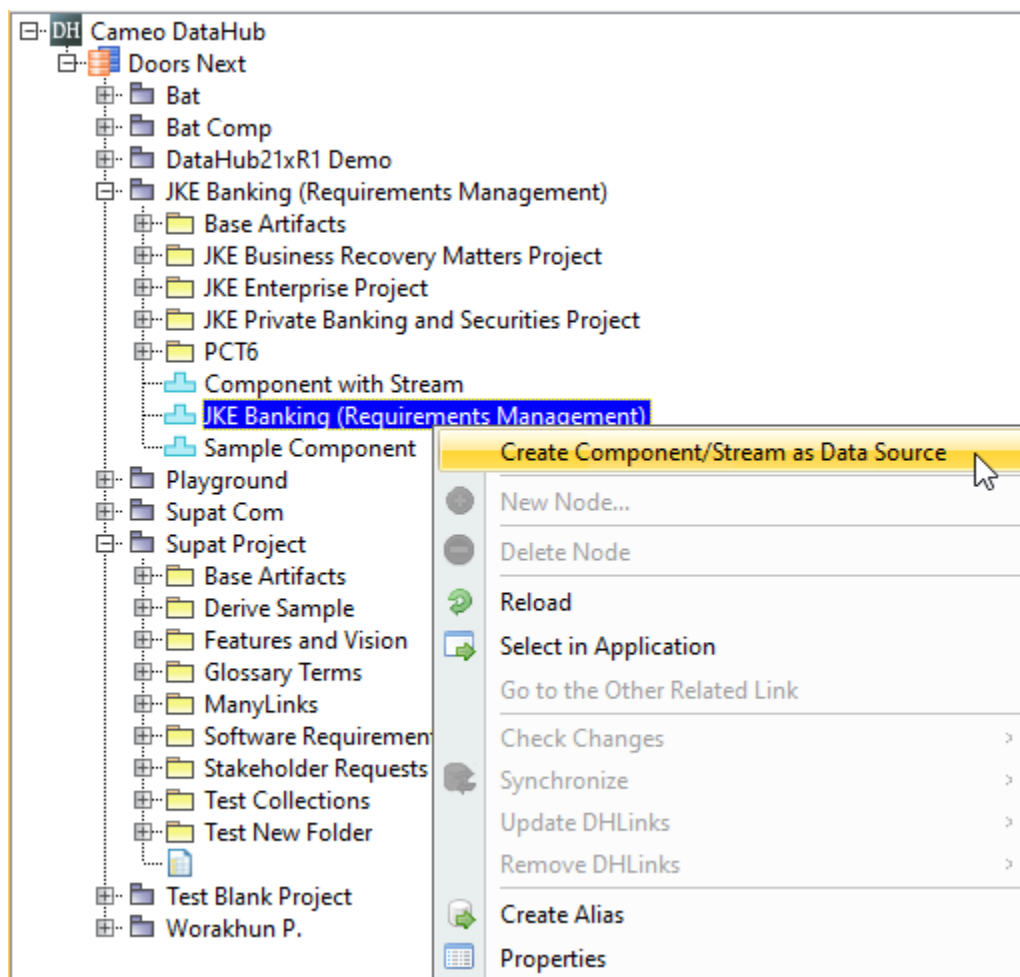
Other improvements

Key issues fixed

Working with DOORS Next Generation

Stream support

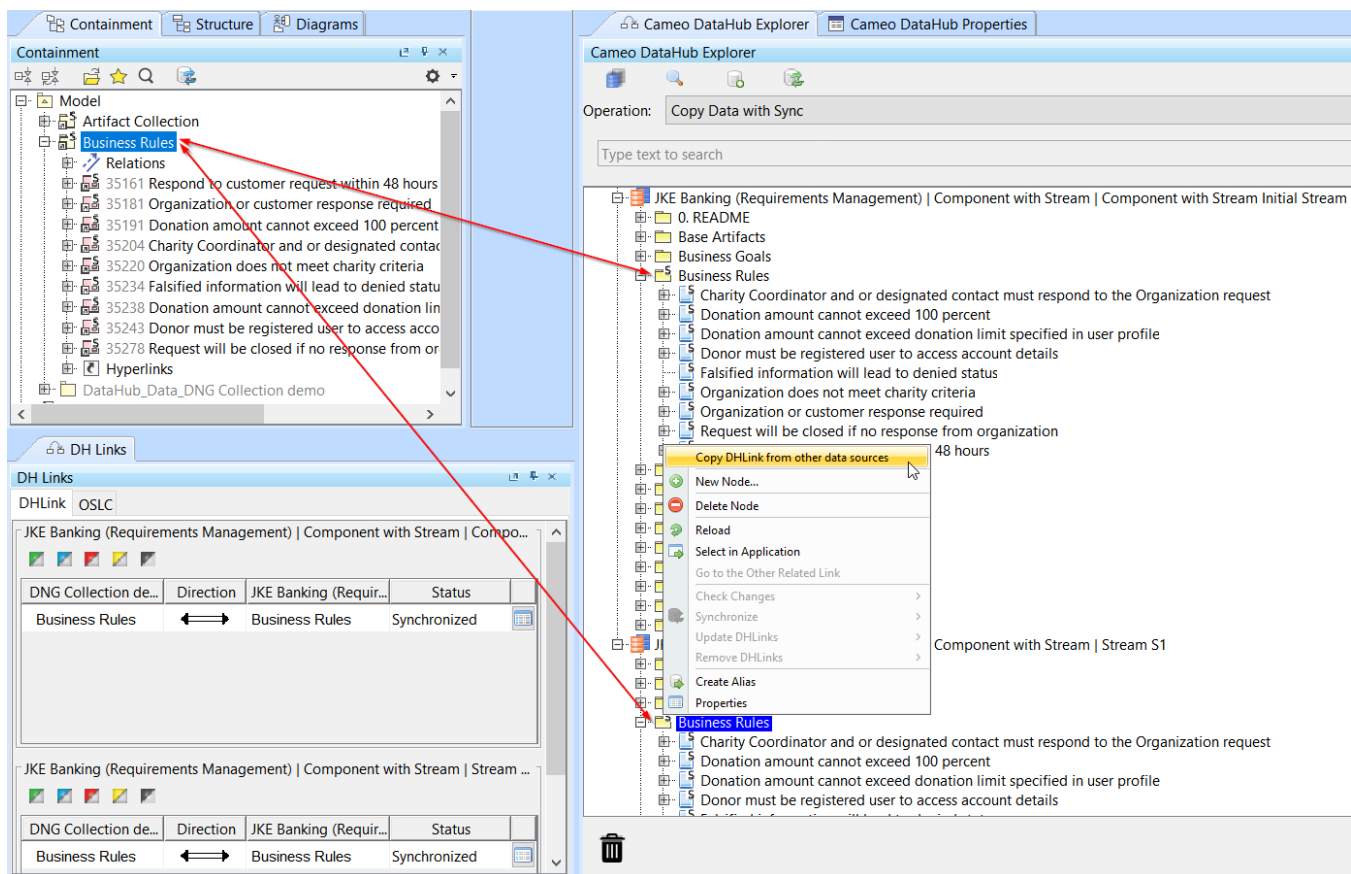
You can now connect DOORS Next Generation projects to specific Components/Streams from which a new Data Source will be created. [Explore Components/Streams in DOORS Next Generation here >>](#)



Connecting a DOORS Next Generation project to a Component/Stream from which a new Data Source is created.

Copying DHLinks to a different Stream Data Source

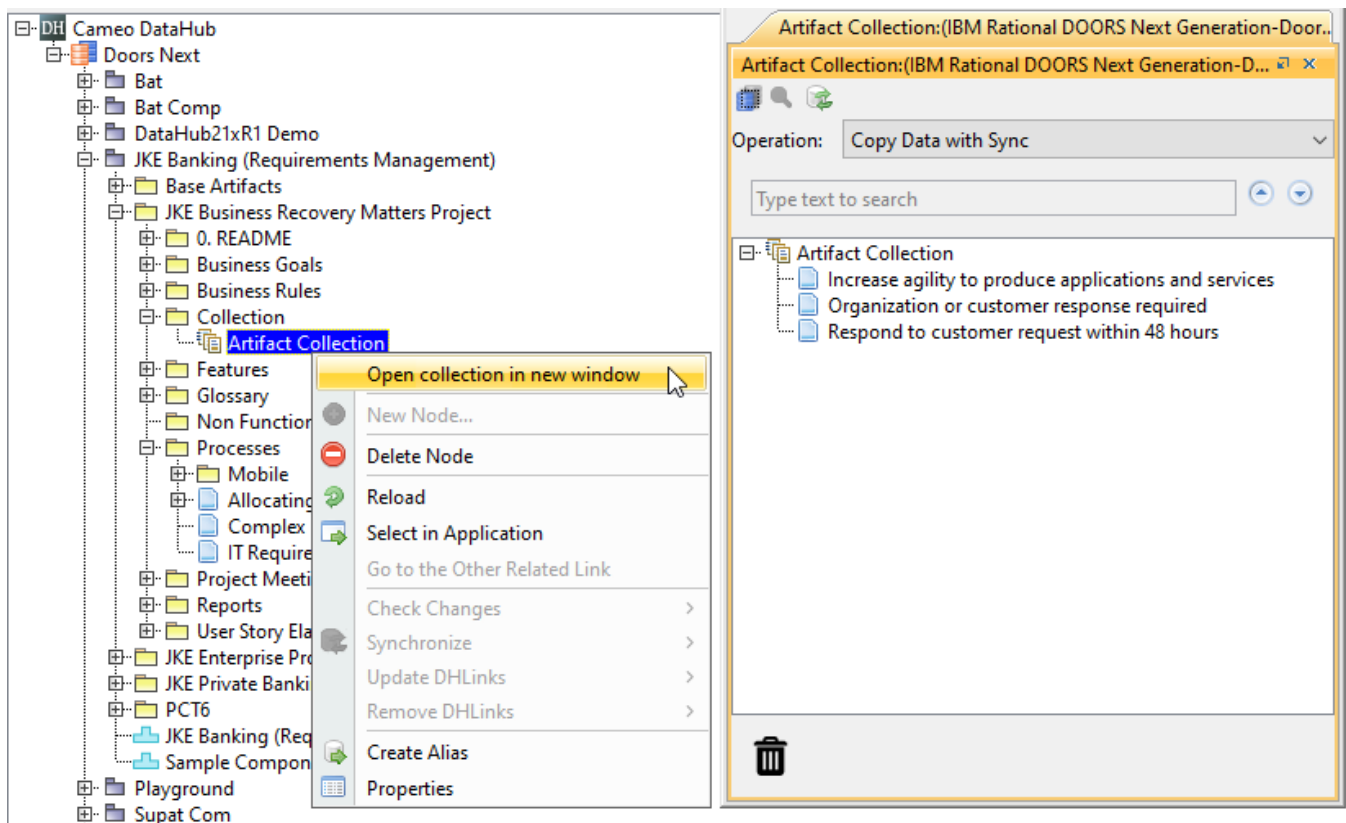
This feature allows copying DHLinks from an initial Stream to a new Stream Data Source or between other Stream Data Sources, without having to manually copy elements from the new Stream Data Source to a model. [Learn more about copying DHLinks across Stream Data Sources >>](#)



Copying DHLinks between Stream Data Sources using the Copy DHLink from other data sources command.

Collection artifact open in a new tab

Now DataHub can display items of the Collection artifact in a new tab using the **Open collection in new window** command. [Find out more about Collection nodes in DOORS Next Generation >>](#)



Displaying items of the Collection artifact in a new tab using the Open collection in new window command.

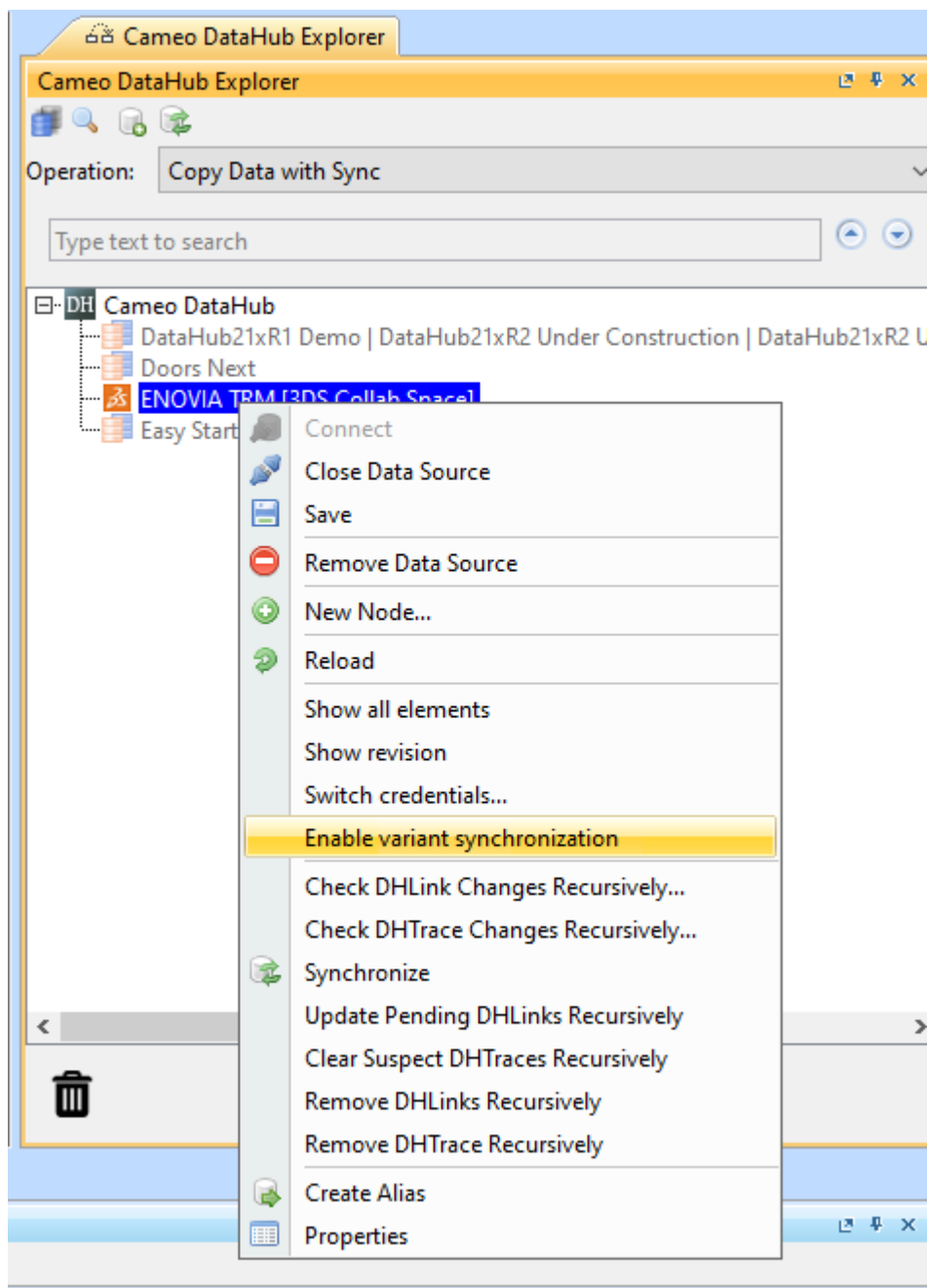
Key improvements

- When adding Data Sources with Oauth authentication, your input information will be represented in asterisks in the **Consumer secret** box for additional data security.
- Single sign-on authentication now supports the whitelist configuration that uses SPNEGO and Kerberos.

Traceable Requirement Management Integration

Variant-to-model synchronization

DataHub can now synchronize variants in Requirements to a model as Constraint «ExistenceVariationPoint» and work with the ENOVIA Model Definition Integration plugin. Variant synchronization enables ENOVIA effectivity expression retrieval from the 3DEXPERIENCE platform. The retrieved effectivity expressions are imported as variation points in MagicDraw models. [Get familiarized with importing ENOVIA effectivity expressions into variation points >>](#)



Synchronizing variants for Traceable Requirement Management using the Enable variant synchronization command.

Getting custom attributes

You are now able to get custom attributes that are created from Specialization and Deploy Extensions techniques. [Learn more about this improvement >>](#)

Other improvements

- The **Auto layout when copy to diagram** option is available for automatic layout arrangement for copied elements in the diagram.
- The **Add Data Source** command is now enabled on the main menu.

Key issues fixed

- When creating an alias, the Alias tree can now be expanded regardless of whether the original element is expanded.

- The problem of the **OSLC Preview** tab unable to display the content of the selected artifact when connecting multiple DOORS Next Generation Component Data Sources has been solved.

[Back to top](#)

Cameo DataHub documentation

- [Cameo DataHub Documentation](#)

News of earlier versions

- [Cameo DataHub 2021x Refresh1](#)
- [Cameo DataHub 2021x](#)
- [Cameo DataHub 19.0 LTR SP4](#)
- [Cameo DataHub 19.0 LTR SP3](#)
- [Cameo DataHub 19.0 LTR SP2](#)
- [Cameo DataHub 19.0 LTR SP1](#)
- [Cameo DataHub 19.0 LTR](#)
- [Product News Archive](#)