

Realized Operational Exchange wizard

The **Realized Operational Exchange** wizard gives the instructions to follow when adding a new Operational Exchange or selecting one of the existing Operational Exchanges.

The **Realized Operational Exchange** wizard includes of two steps:

- 1 [Operational Exchange creation \(mandatory\)](#)

Operational Exchange creation (mandatory)

This step is designed to create a new Operational Exchange by specifying a Conveyed Item, both sending and receiving Operational Performer and a direction of an Operational Exchange. Depending on a fact, if selected Operational Performer is known or not, requested information differs:

- If sending and receiving Operational Performers are unknown from the wizard invocation context, you need to specify both.

Realized Operational Exchange

New Operational Exchange

To create a new Operational Exchange, specify the Conveyed Information Item, Sending and Receiving Operational Performers, Exchange Direction.

☒ 1. Create New or Select Existing Operational Exchange

☐ 2. Specify Producing and Consuming Activities

Exchange Kind: Information Exchange

Conveyed Item:

Operational Exchange: <NEW>

Sending Operational Performer: Search Node

Receiving Operational Performer: Place of Safety

Direction: From Search Node To Place of Safety

☐ Add Operational Exchange to corresponding relationships

< Back Next > Finish Cancel Help

- If sending and receiving Operational Performers are known, they are added to a **Realized Operational Exchange** wizard automatically.

Realized Operational Exchange

New or Existing Operational Exchange

To create new Operational Exchange, specify Exchange Type, Conveyed Information Item and Exchange Direction. You can also select existing Operational Exchange from Drop Down List.

☒ **1. Create New or Select Existing Operational Exchange**

☐ **2. Specify Producing and Consuming Activities**

Exchange Kind: Information Exchange

Conveyed Item:




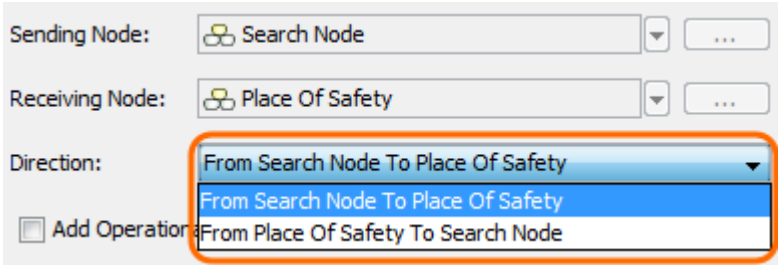
Operational Exchange: <NEW>

Direction: From Search Node To Place of Safety

☐ Add Operational Exchange to corresponding relationships

< Back
Next >
Finish
Cancel
Help

Box	Description														
Conveyed Item	<p>One or more Operational Exchange Items that are conveyed by the information flow from the sending Operational Performers to receiving Operational Performers.</p> <table> <tr> <th>Exchange Kind</th><th>Conveyed Item</th></tr> <tr> <td>Configuration Exchange</td><td> <ul style="list-style-type: none"> Capability Configuration </td></tr> <tr> <td>Energy Exchange</td><td> <ul style="list-style-type: none"> Natural Resource </td></tr> <tr> <td>Geo Political Extent Exchange</td><td> <ul style="list-style-type: none"> Geo Political Extent Type </td></tr> <tr> <td>Information Exchange</td><td> <ul style="list-style-type: none"> Information Element Operational Signal </td></tr> <tr> <td>Materiel Exchange</td><td> <ul style="list-style-type: none"> Technology Software Resource Artifact </td></tr> <tr> <td>Organizational Exchange</td><td> <ul style="list-style-type: none"> Project Organization Post Responsibility Person </td></tr> </table>	Exchange Kind	Conveyed Item	Configuration Exchange	<ul style="list-style-type: none"> Capability Configuration 	Energy Exchange	<ul style="list-style-type: none"> Natural Resource 	Geo Political Extent Exchange	<ul style="list-style-type: none"> Geo Political Extent Type 	Information Exchange	<ul style="list-style-type: none"> Information Element Operational Signal 	Materiel Exchange	<ul style="list-style-type: none"> Technology Software Resource Artifact 	Organizational Exchange	<ul style="list-style-type: none"> Project Organization Post Responsibility Person
Exchange Kind	Conveyed Item														
Configuration Exchange	<ul style="list-style-type: none"> Capability Configuration 														
Energy Exchange	<ul style="list-style-type: none"> Natural Resource 														
Geo Political Extent Exchange	<ul style="list-style-type: none"> Geo Political Extent Type 														
Information Exchange	<ul style="list-style-type: none"> Information Element Operational Signal 														
Materiel Exchange	<ul style="list-style-type: none"> Technology Software Resource Artifact 														
Organizational Exchange	<ul style="list-style-type: none"> Project Organization Post Responsibility Person 														

Operational Exchange	<p>Operational Exchange that specifies an information flow for specified conveyed items.</p> <p>If you select an existing Operational Exchange from the drop-down list, the Conveyed Item and Direction boxes will be filled with corresponding information automatically. You will be able to edit the values of conveyed items.</p> <p>The direction of the information flow won't be editable.</p> <div data-bbox="456 296 1482 380">  Available if sending and receiving Operational Performers are known from the wizard invocation context. </div>
Sending Operational Performers	<p>Operational Performers that sends the specified conveyed information.</p> <div data-bbox="456 464 1482 548">  Available if a Operational Performer is unknown from the wizard invocation context. </div>
Receiving Operational Performers	<p>Operational Performers that receives the specified conveyed information.</p> <div data-bbox="456 632 1482 716">  Available if an Operational Performer is unknown from the wizard invocation context. </div>
Direction	<p>The direction of the information flow.</p> <div data-bbox="451 779 1224 1041">  </div> <p>After changing the direction from the default one, the sending Operational Performer is switched with the receiving Operational Performer. The direction of the Operational Exchange has changed accordingly.</p>
Add Operational Exchange to corresponding relationships	<p>Select the check box, if you want to add the Operational Exchange to corresponding relationships existing in other related diagrams.</p>

This step is designed to specify Producing and Consuming Activities for the created or selected Operational Exchange. Operational Exchanges are produced and consumed by Activities acting under the Nodes Producing and Consuming Activities specification (optional)

Realized Operational Exchange

Specify Producing & Consuming Activities

To specify Producing and Consuming Activities for selected Operational Exchange, select Operational Activities from Drop Down Lists in the table cells.

☐ 1. Create New or Select Existing Operational Exchange

☒ 2. Specify Producing and Consuming Activities

Producing Operational Activity	Consuming Operational Activity
Search	Rescue

☒ Update Diagrams

< Back

Next >

Finish

Cancel

Help

Related procedures

- [Creating Operational Exchanges in L1 Node Types diagram](#)
- [Creating Operational Exchanges in L2 Logical Scenario diagram](#)
- [Creating Operational Exchanges in L4 Logical Activities diagram](#)
- [Creating Operational Exchanges in L6 Logical Sequence diagram](#)
- [Creating Operational Exchanges in OV-2 diagram](#)
- [Creating Operational Exchanges in OV-2 Internal diagram](#)
- [Creating Operational Exchanges in OV-5b diagram](#)
- [Creating Operational Exchanges in OV-6c diagram](#)
- [Operational Exchange Manager dialog](#)