




# Using the app bar

The app bar allows you to navigate through the functionality of TWCloud Admin easily. The app bar is located on upper the right of the web app portal. You can perform the following actions from the app bar:

App bar icon	Icon description
	Click and select an application to open it ( <a href="#">Resources</a> , <a href="#">Users</a> , <a href="#">Roles</a> , <a href="#">Settings</a> ).
	<ul style="list-style-type: none"><li>Click and select <b>My Account</b> to manage your account data.</li><li>Click and select <b>Sign out</b> to sign out of the current user account.</li></ul>
	Click and select one of the following: <ul style="list-style-type: none"><li><b>Help</b> - to open the web app documentation</li><li><b>About</b> - to view the web app information, such as the version number and copyright information.</li></ul>