

2021x Refresh2 Version News

Magic Collaboration Studio

Released on: December 3, 2021

Magic Collaboration Studio introduces several new and exciting capabilities, such as cross-cluster resource synchronization allowing you to share and reuse resources with their entire history from a remote server in a read-only mode, multiple permission management improvements, the possibility to generate project revisions reports, monitor user activity, and more. In addition, you can now containerize Magic Collaboration Studio web applications to define different deployment topologies based on user needs.

The Collaborator application brings new improvements as well. In addition to increased publishing performance, now you can contextualize documents a lot quicker by adding images and creating or moving paragraphs with just a few clicks.



2021x Refresh2 HotFix 5 available

Due to Cassandra 3.11 approaching its end of life, the 2021x Refresh2 HotFix 5 has been released on April 21, 2023. This HotFix addresses the issue by supporting Cassandra 4 and introduces a number of bug fixes and performance improvements.



2021x Refresh2 Hot Fix 4 available

2021x Refresh2 Hot Fix 4 has been released on July 15, 2022, for CATIA Magic and No Magic portfolios. It introduces a number of bug fixes and performance improvements.



2021x Refresh2 Hot Fix 3 available for Teamwork Cloud, Magic Collaboration Studio, Web Application Platform

Due to the Spring Framework (Spring4Shell) vulnerability issues, the 2021x Refresh2 HF3 has been released on May 27, 2022. The HF3 addresses the Spring Framework (Spring4Shell) 5.3.0 to 5.3.17, 5.2.0 to 5.2.19 versions.



2021x Refresh2 Hot Fix available

Due to the Apache Log4j vulnerability issues, the 2021x Refresh2 HF1 has been released on December 22, 2021.

For more information, see [CATIA Magic and No Magic products affected by Log4j vulnerability - CVE-2021-44228, CVE-2021-45046, CVE-2021-44832](#).

Also, see the Knowledge Base article at <https://kb.dsxcient.3ds.com/mashup-ui/page/resultqai?id=QA00000102301e>.

[Cross-Cluster Resource Synchronization](#)

[Permission Management Improvements](#)

[Reporting Capabilities](#)

[New Deployment Options](#)

[Other](#)

[REST API Change Log](#)

[Collaborator](#)

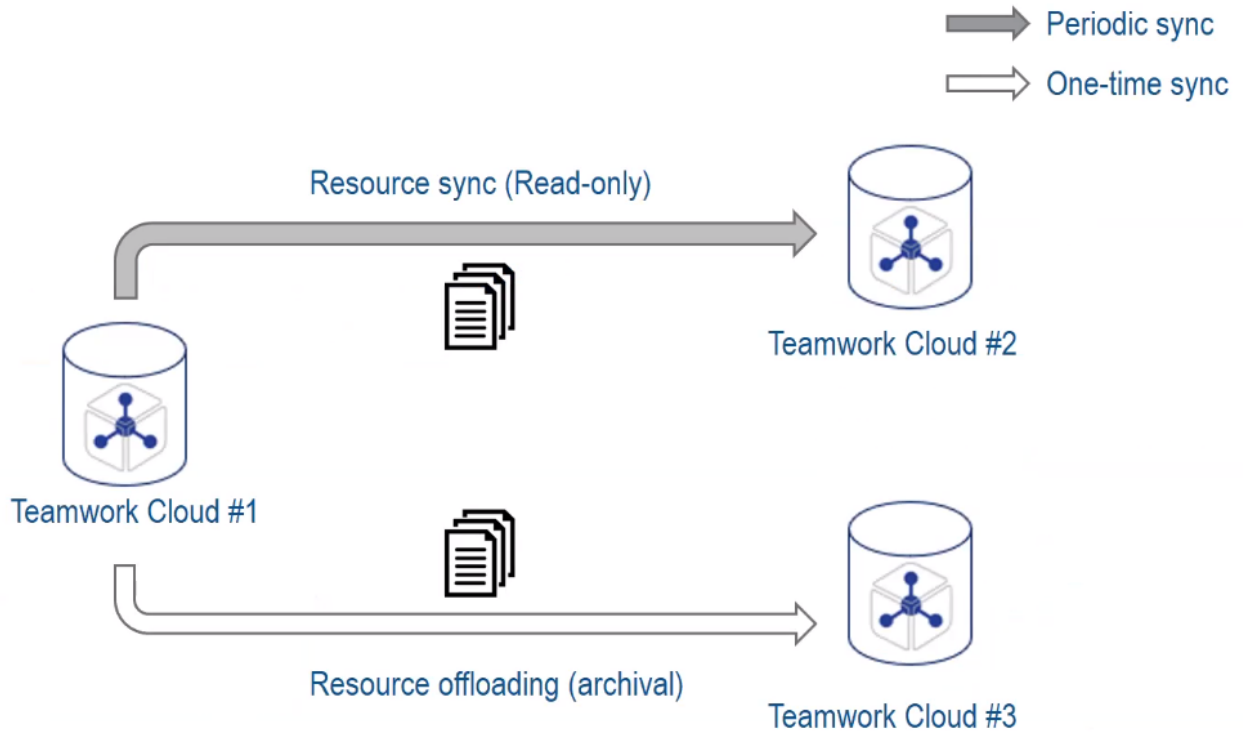
[Enriching Cameo Collaborator Documents](#)

[Improved Publishing Performance](#)

[Other Improvements](#)

[Cross-Cluster Resource Synchronization](#)

Teamwork Cloud introduces a major new functionality allowing you to reuse resources from a remote server in a read-only mode. This makes collaboration between multiple disconnected Teamwork Cloud sites possible enabling sharing not only resources but their entire history as well. **Synchronize resources** between two different Teamwork Cloud servers with just a few clicks and choose whether resources should be synchronized manually, automatically, or when a specific commit tag is used.



Resource synchronization can be used both to collaborate with distant teams and offload resources to a remote server.

Remote repository management

Server settings

Server license

LDAP management

OAuth consumers

Indexing management

Remote repository management

Remote repository management

Synchronize resources from another instance of Teamwork Cloud

<input type="checkbox"/>	Category/Resource from Source	Target category	Source address	Synchronization mode	Status	Synchronized	
<input type="checkbox"/>	Car Dashboard System	Sand box	kns-qa3centos.dsone.3ds.com	Manual	Not synchronized		
<input type="checkbox"/>	Climate Control System	Sand box	kns-qa3centos.dsone.3ds.com	pending-review	Synchronized	Sep 24, 2021, 9:39:00 AM	
<input type="checkbox"/>	Distiller Model	Root	kns-qa3centos.dsone.3ds.com	On every new commit	Synchronized	Sep 20, 2021, 2:33:09 PM	
<input type="checkbox"/>	Projects	Root	kns-qa3centos.dsone.3ds.com	Manual	Partially synchronized	Sep 24, 2021, 11:23:06 AM	

1 Login to source

2 Select resources

3 Select target

4 Mode

Log in to the source server

Log in to the Teamwork Cloud server (source server) from which you want to synchronize resources and/or categories. Use the source server credentials to log in.

Source Teamwork Cloud address *

kns-qa3centos.dsone.3ds.com

Username *

johsmi

Password *

.....

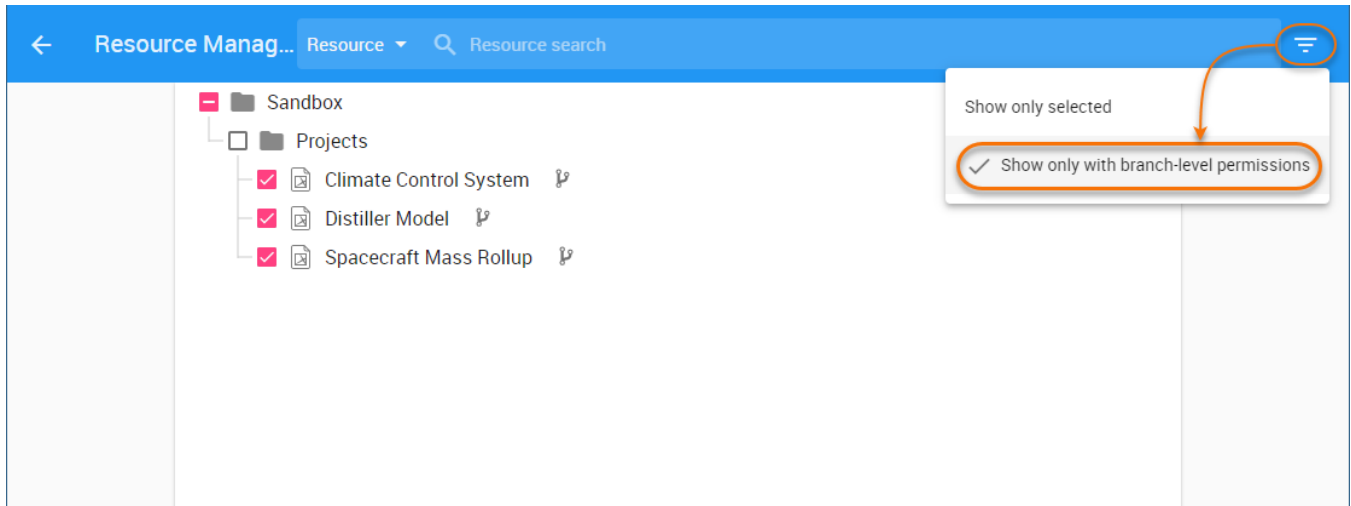
CANCEL

NEXT

Permission Management Improvements

Filtering resources with branch-level permissions

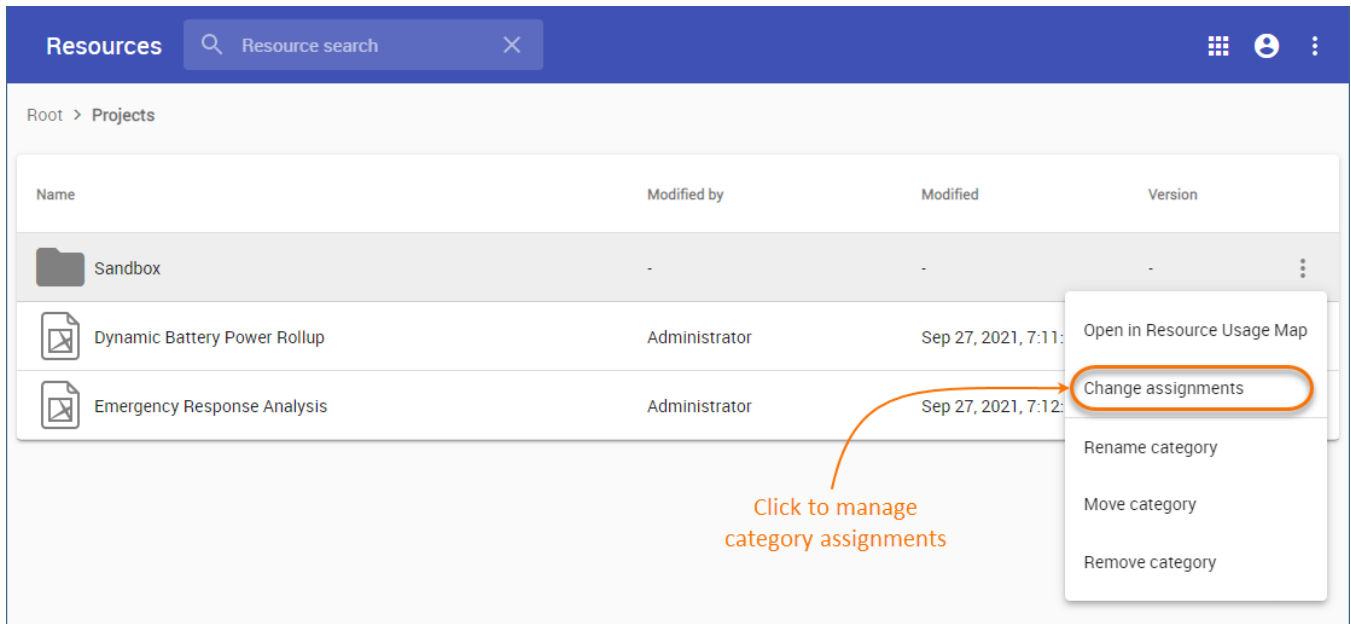
The Users and Roles applications have been improved and now allow you to filter the resources with branch-level permissions when selecting assignments.



Filtering role assignments with branch-level permissions in the Users application.

Managing category-level permissions

In Teamwork Cloud 2021x Refresh2, managing category-level permissions is a lot more convenient. Use a new action in the Resources application to see and change all category assignments in one place.



Managing category assignments.

Managing resource permissions

Managing the permissions of a specific resource is now easier because in the Resource pane you can see and change the users assigned to that resource.

Resources

Resource search

Root > Projects

Name	Modified by	Modified	Version
Sandbox	-	-	-
Dynamic Battery Power Rollup	Administrator	Sep 27, 2021, 7:11:56 PM	#1
Emergency Response Analysis	Administrator	Sep 27, 2021, 7:12:51 PM	#1

Dynamic Battery Power Rollup

Projects

Created on Sep 27, 2021 7:11 PM by Administrator
Modified on Sep 27, 2021 7:11 PM by Administrator

REMOVE
EDIT

History

Version #1

Administrator on Sep 27, 2021 7:11 PM
trunk

Resource assignments (2)

ievsta
ievsta

ingabe
Inga A.

CHANGE

Changing resource assignments.

[Back to top](#)

Reporting Capabilities

Generating project revisions report

This version of Teamwork Cloud introduces the functionality allowing you to export the history of any Teamwork Cloud project into an Excel spreadsheet. Sharing project revision reports can be a quick and easy way to demonstrate the project progress to team leads or project managers.

The screenshot shows the 'Resources' page in Teamwork Cloud. A list of resources is displayed, including 'Car Braking Analysis', 'Car Dashboard System', 'Cruise Control', 'Requirements', 'Temperature Regulation Loop', and 'Vehicle Structure'. A context menu is open over the 'Car Braking Analysis' resource, with the 'Generate revisions report' option highlighted. An arrow points from this option to an Excel spreadsheet titled 'RESOURCE REVISIONS REPORT'.

VERSION	AUTHOR	COMMITTED	COMMIT MESSAGE	TAG	BRANCH
#3	Administrator (Administrator)	27/09/2021 07:28 PM	Branch "Braking Analysis Req." created		Braking Analysis Req.
#2	Administrator (Administrator)	27/09/2021 07:20 PM		trunk	
#1	Administrator (Administrator)	27/09/2021 07:19 PM		trunk	

Exporting project history into Excel.

Monitoring user activity

Now Teamwork Cloud allows you to monitor user activity in the Settings application, which will help you analyze how many consecutive users connect to Teamwork Cloud on a daily basis and how often the licence is used.

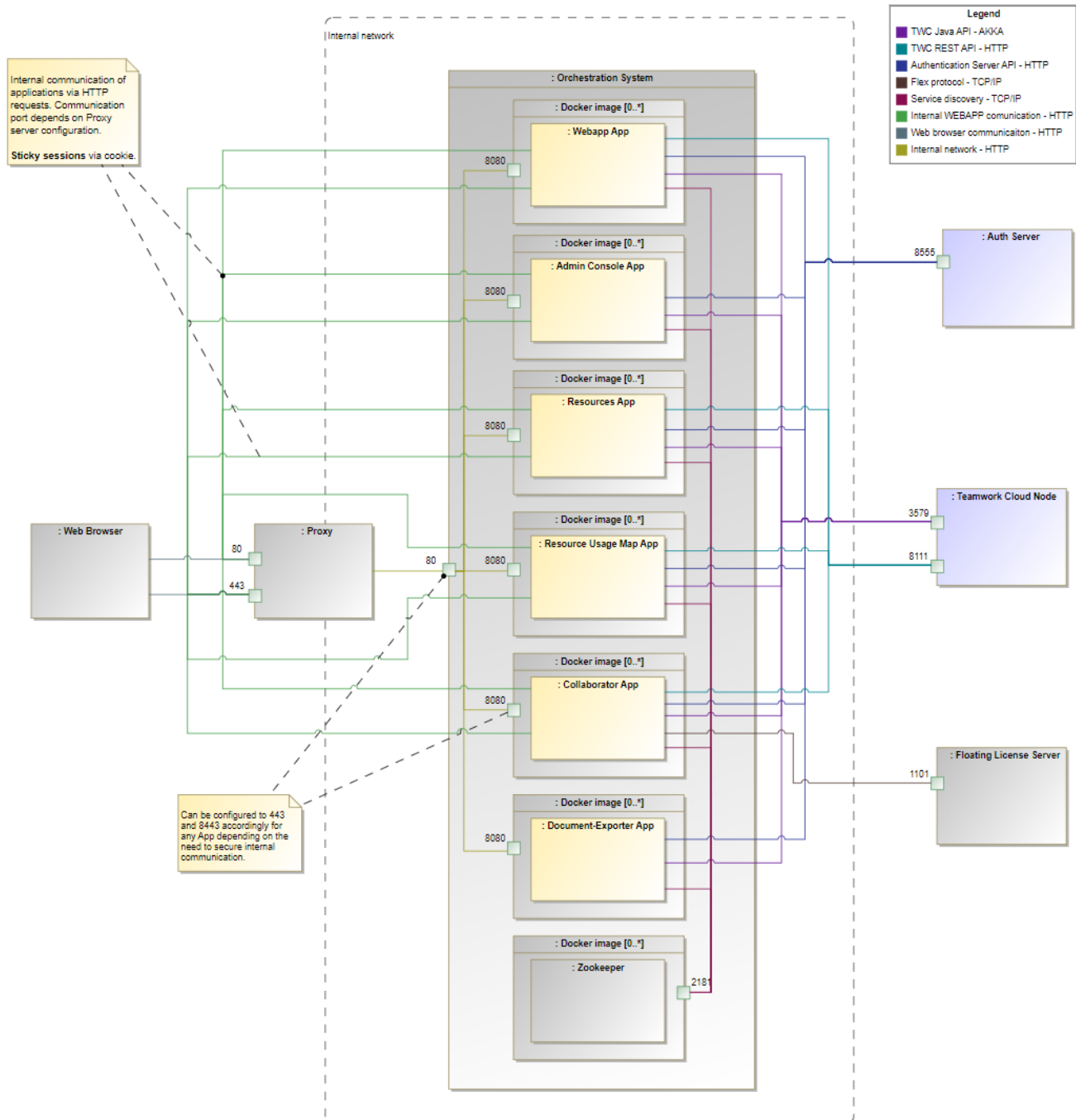
The screenshot shows the 'Server license' page in the Settings application. The page displays a list of recently active users, including their username, full name, and last activity date. The list is titled 'Recently active users' and includes a refresh button.

#	Username ↑	Full name	Last activity date
1	Administrator	Administrator	Sep 27, 2021, 5:25:23 PM
2	ingabe	Inga A.	Sep 27, 2021, 5:58:14 PM
3	johsmi	John S.	Sep 27, 2021, 6:02:39 PM

The Settings application displaying recently active users.

[Back to top](#)

In version 2021x Refresh2, Web Application Platform and all of its plugins are provided as separate web applications. This allows containerizing web applications in order to define different deployment topologies based on user needs. As shown in the figure below, you are free to choose a custom deployment option for your company to increase performance and scalability.



An enterprise deployment option for Web Application Platform and its plugins.

Other

- When updating Teamwork Cloud to a new version, be aware that several Authentication server properties have been modified. The default value of the **authentication.redirect.uri.whitelist** property needs to be changed to "https://<web_application_server_IP>:<port>". In addition, the

following new properties need to be added to the property file: **authentication.unlimited.token.expiry**, **authentication.client.unlimited**, **disable.credentials.authentication**.

- If you use SAML Identity Provider, note that the following new properties need to be added to the Authentication server properties file: **authentication.saml.authn.contexts**, **authentication.saml.authn.context.comparison.type**, **authentication.saml.error.visible**.

REST API Change Log

The [REST API change log](#) concerns the following areas:

- Format changes in JSON syntax and a character set in an HTTP header.
- Use of Swagger UI 3.0 and Open API 3.0.
- A new data type of **ProtectedObjectAccessible**.
- Changes in **ProtectedObject**, **UserGroup**, and **LDAP Resync** data types.

[Back to top](#)

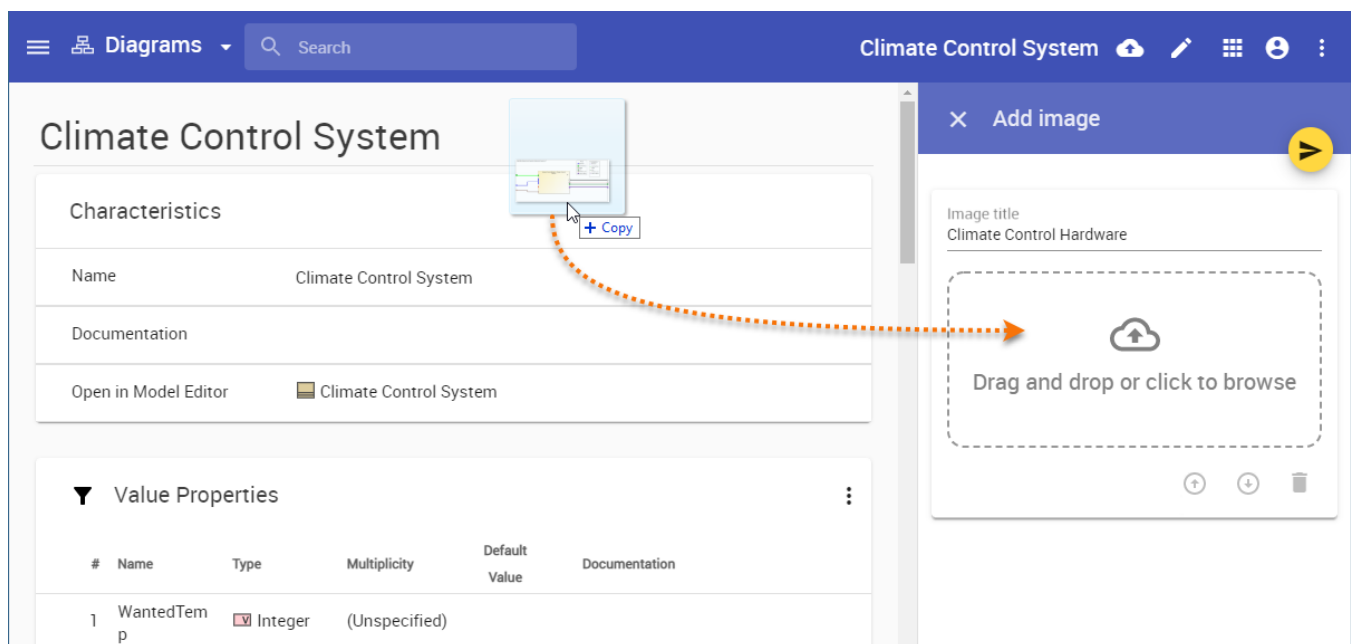
Collaborator

Enriching Cameo Collaborator Documents

Have you ever struggled to publish a document that would be easily understood by anyone and would look more like a website and less like a model? If so, we hope you tried using the paragraph creation functionality presented in earlier versions to add additional texts to your documents. However, we haven't stopped working on new document enrichment ways and are happy to announce that Cameo Collaborator 2021x Refresh2 brings a number of improvements and new capabilities allowing you to contextualize Cameo Collaborator documents more elaborately and quicker than before.

Adding images

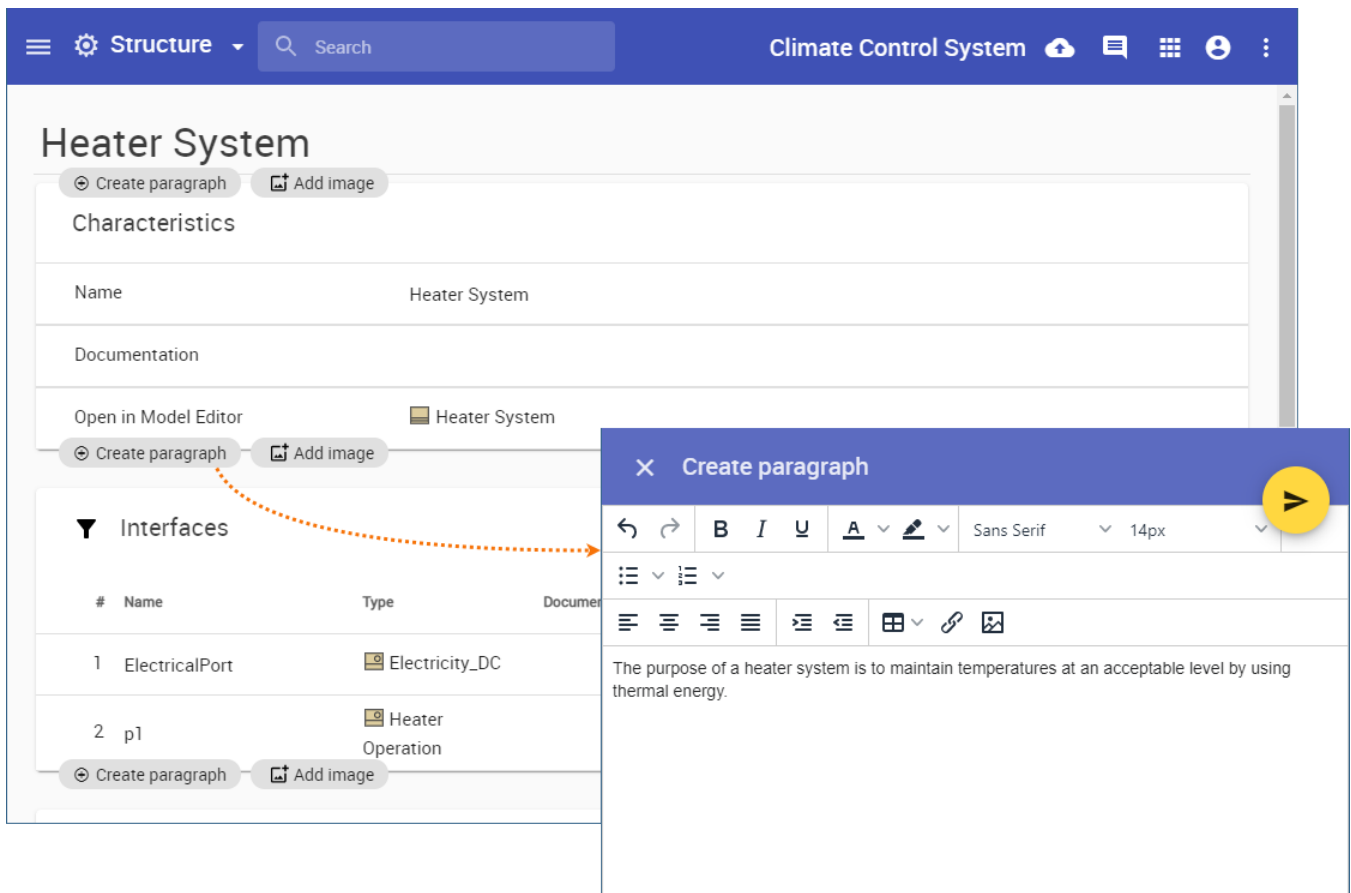
Now you can decorate Cameo Collaborator documents with images as well. An image is added as a new document paragraph allowing you to update it or change its location at any time.



Adding an image to a Cameo Collaborator document.

A new way to create paragraphs

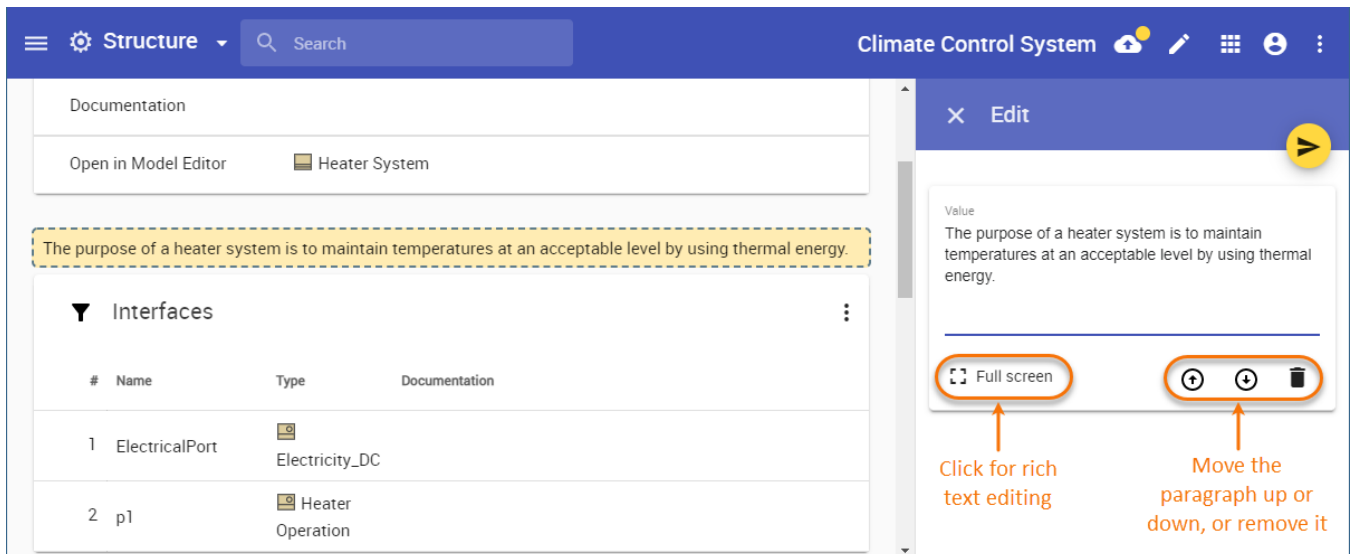
In Cameo Collaborator 2021x Refresh2, paragraph creation is much user-friendly than before. Once you select to edit a document, paragraph creation icons are displayed after every section which lets you instantly select the paragraph location.



Creating a paragraph.

Paragraph editing improvements

Editing paragraphs is easier as well. You can move a paragraph up or down directly in the editing pane, or use the **Full screen** button for rich text editing.

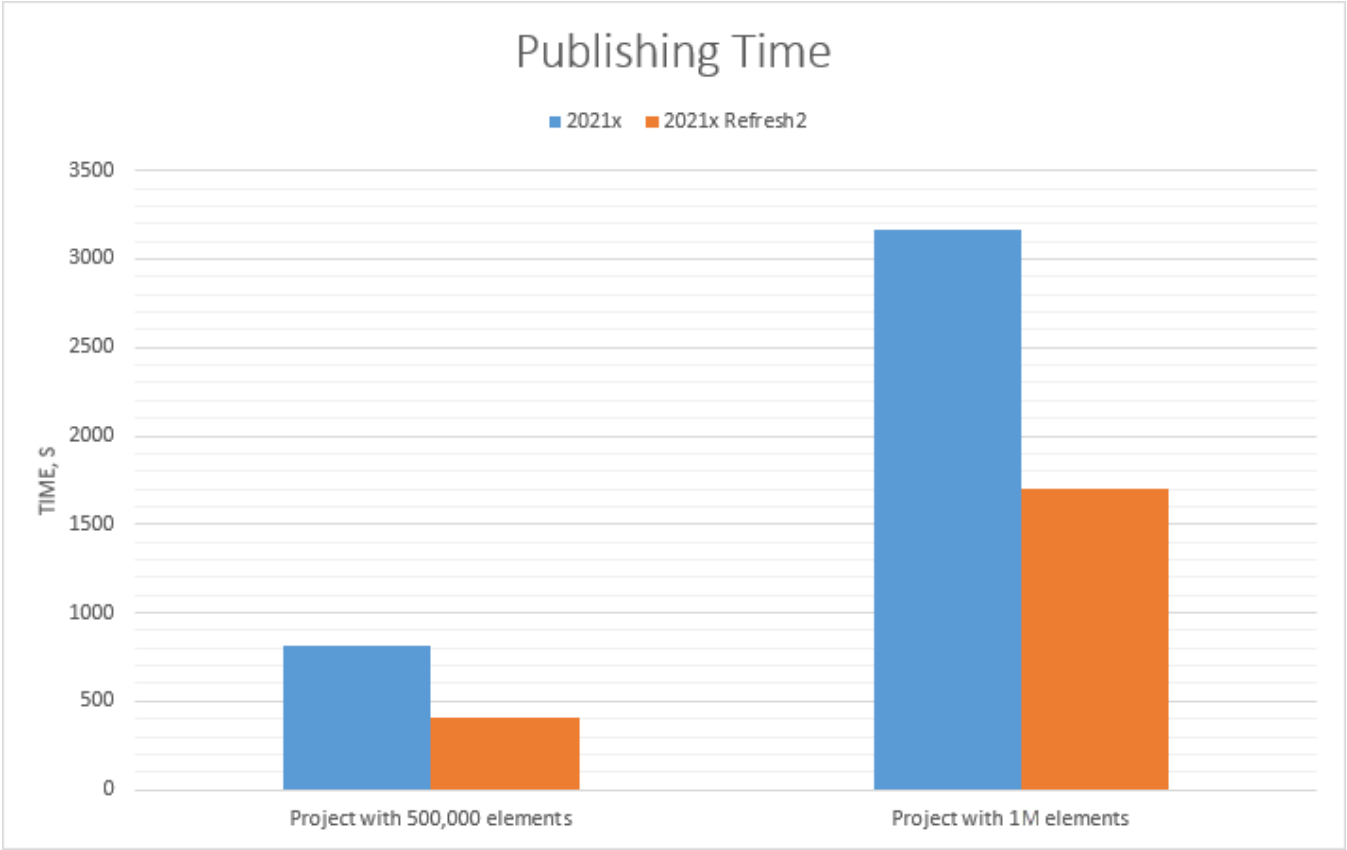


Editing a paragraph.

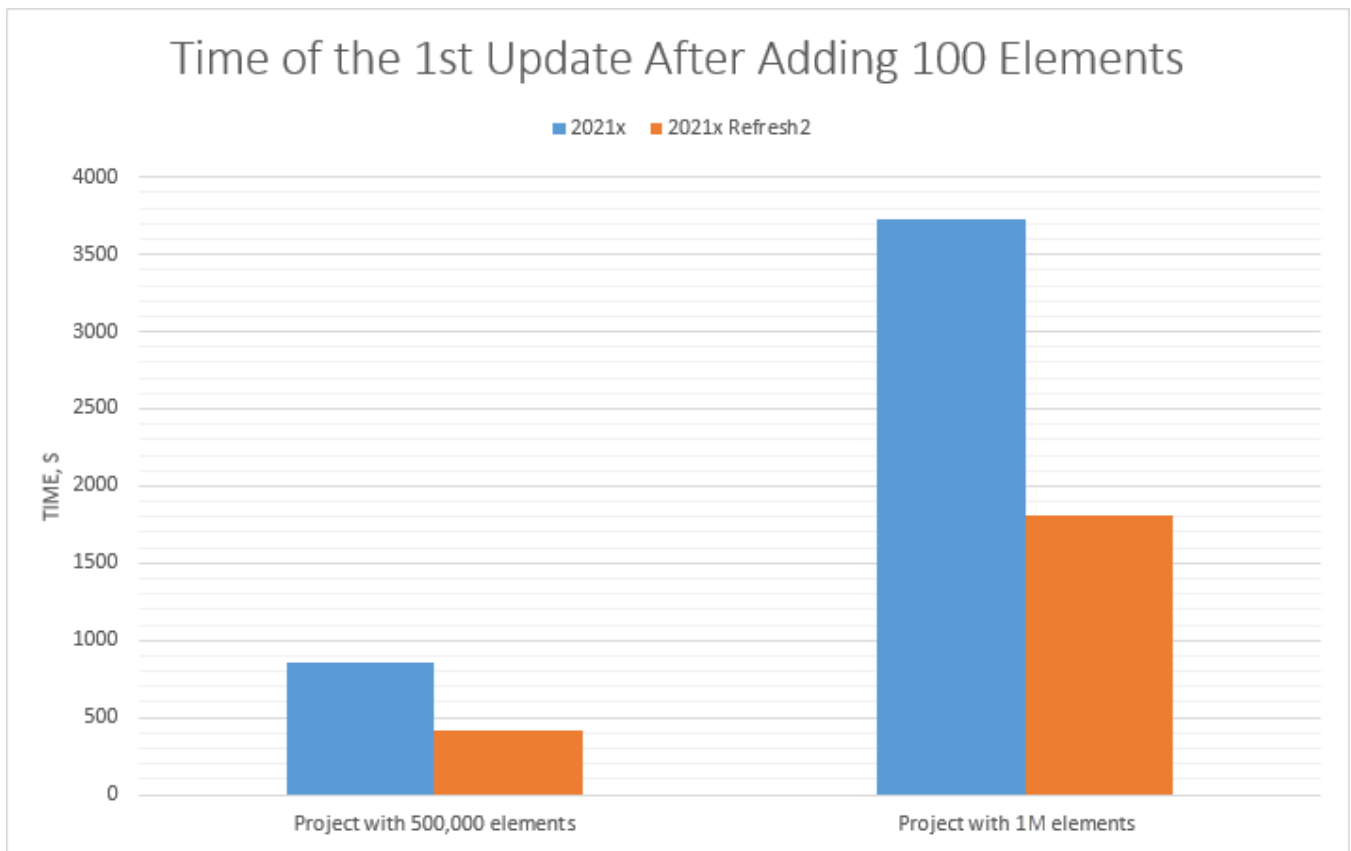
[Back to top](#)

Improved Publishing Performance

Our product team is continuously striving to improve Cameo Collaborator for Teamwork Cloud performance. Therefore in version 2021x Refresh2, publishing is twice faster compared to earlier versions of the product.



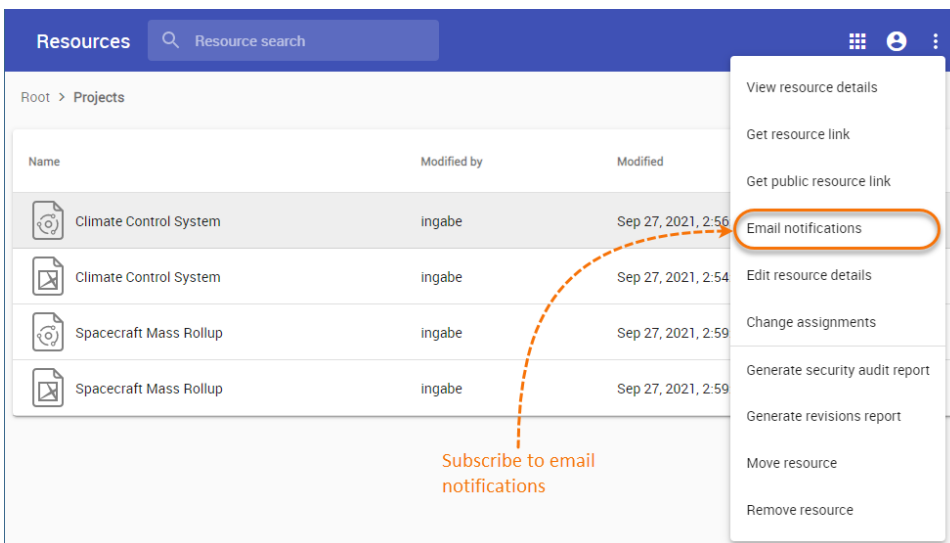
Cameo Collaborator for Teamwork Cloud publishing performance.



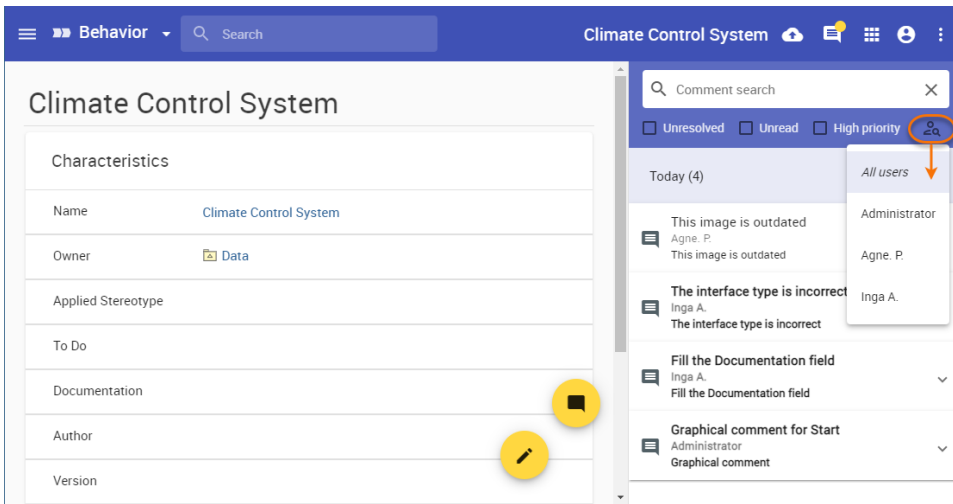
Performance of the first update after adding 100 elements.

Other Improvements

- Now it is possible to subscribe to email notifications not only from a Cameo Collaborator document but from the Resources application as well.



- In Cameo Collaborator for Teamwork Cloud 2021x Refresh2, you can filter comments by the name of the comment author.



- From version 2021x Refresh2, users can edit or delete only the comments that they have created.
- Now it is possible to publish a Cameo Collaborator document from a historical version of the project. However, such a document cannot be edited or commented.

[Back to top](#)

Documentation

[Magic Collaboration Studio 2021x Refresh2](#)

News of earlier versions

- [Magic Collaboration Studio 2021x Refresh1](#)
- [Magic Collaboration Studio 2021x](#)
- [Magic Collaboration Studio 19.0 SP4](#)
- [Magic Collaboration Studio 19.0 LTR SP3](#)