

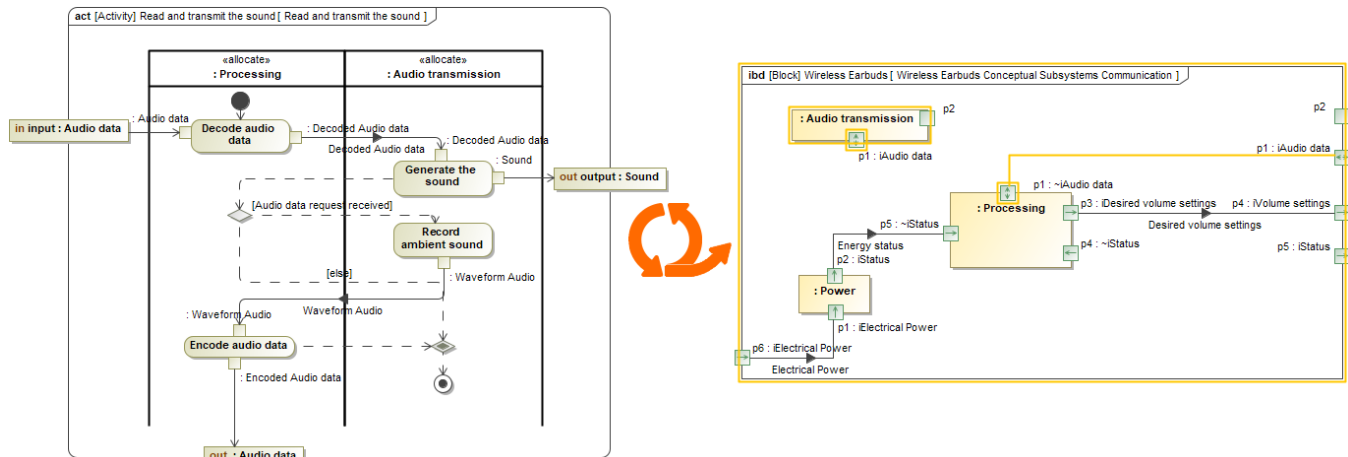
Behavior to structure synchronization

The behavior to structure synchronization checks the consistency of the Internal Block diagram (IBD) with Activities, automatically detects inconsistencies and enables users to handle each inconsistency individually by providing solvers. As a result, the coherence of IBDs with Activities is ensured at any stage of the model development process.

The behavior to structure synchronization validates the Part Properties displayed in the [Internal Block Diagram](#) to check for compatible


- Proxy Ports
- Flow Properties
- Interface Blocks
- Connectors
- Item Flows

To verify whether or not the structural elements (e.g., a Proxy Port and an Interface Block) and behavioral elements (e.g., a flow) are compatible, validation rules are used. If any inconsistencies are found, they are highlighted in yellow in the Internal Block Diagram and displayed in the **Validation Results** panel. Then, they can be individually handled using solvers.




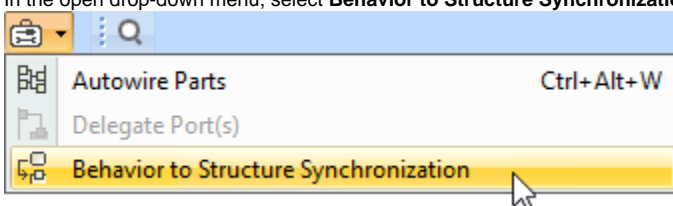
Synchronizing behavior to structure.

Checking behavior to structure synchronization

 You need to set the **Allocation Mode (Options > Project > SysML > Allocation Mode)** project option to **Usage** before you can synchronize behavior to structure.

To check the structure model consistency with the behavior model

1. In the toolbar of the Internal Block Diagram, click  Tools.
2. In the open drop-down menu, select **Behavior to Structure Synchronization**.



The behavior to structure synchronization check is initiated.

Continue reading

- [Handling inconsistencies between structure and behavior models](#)
- [Creating structure models by behavior models](#)