



# Inheritance tab

The Inheritance tab represents classifiers (e.g., packages, data types, and stereotypes) hierarchy within your project. Inheritance according to the UML Specification is shown using the generalization relationship.

 A model element has no generalization relationship, it will not be represented in the Inheritance tab.

To open a new Inheritance tree

1. Open the **Containment**, **Structure**, or **Inheritance** tab.
  2. In the open tab toolbar, click  and then select **Open in New Inheritance Tree**.




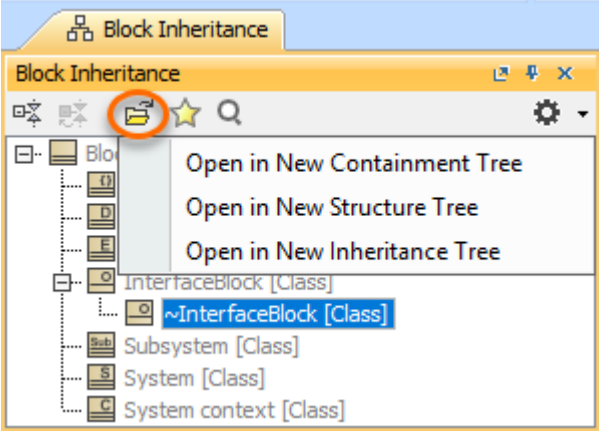

 You can change some Inheritance tab properties in the **Environment Options** dialog in the **Browser** options group.



The Inheritance tab consists of the following two components:

- Inheritance tab toolbar
- Inheritance tree

## Inheritance tab toolbar


The Inheritance tab toolbar contains the following buttons

Button	Tooltip text	Description
	Collapse All	Collapses all currently expanded elements in the Containment tree.
	Collapse Selected Recursively	Collapses only selected node and all subnodes in that node.
	Open in New Tree	<p>Opens the contents of the selected element in a new tab of the Model Browser. The selected element becomes the root node of the new tree.</p> <p>You can choose to open elements in:</p> <ul style="list-style-type: none"><li>• New Containment Tree</li><li>• New Structure Tree</li><li>• New Inheritance Tree</li></ul> <div></div>
	Favorites	<p>Opens the Favorites menu for choosing to do one of the following:</p> <ul style="list-style-type: none"><li>• Add a selected element to favorites</li><li>• Open the dialog for managing favorites</li><li>• Navigate to a desired favorite in the Containment tree</li></ul>

	Quick Find	Opens the <b>Quick Find</b> dialog.
	Options	<p>Click to open the Options menu and then select:</p> <ul style="list-style-type: none"> <li>• <b>Invert Tree</b> - inverts the tree hierarchy - shows the child element at the top of the hierarchy.</li> <li>• <b>Show Applied Stereotypes</b> - shows or hides the applied stereotypes next to the element name in the Containment tree.</li> </ul>

## Working with model elements in the Inheritance tree

You can work with elements in the Inheritance tree using the commands available from the selected element's shortcut menu. The shortcut menu contains the following commands:

Command	Function
Select in Containment Tree	Opens the Containment tab and selects the current element in the Containment tree.
Select in Structure Tree	<p>Opens the Structure tab and the structured classifier is selected.</p> <div>  This command is available for structured classifiers (SysML). </div>

### On this page

- [Inheritance tab toolbar](#)
- [Working with model elements in the Inheritance tree](#)

### Related pages

- [Model Browser](#)
  - [Using the Model Browser](#)
  - [Containment tab](#)
  - [Structure tab](#)
  - [Diagrams tab](#)
  - [Documentation tab](#)
  - [Lock View tab](#)
  - [Model Extensions tab](#)
  - [Properties tab](#)
  - [Search Results tab](#)
  - [Working with model elements in the Model Browser](#)
  - [Zoom tab](#)