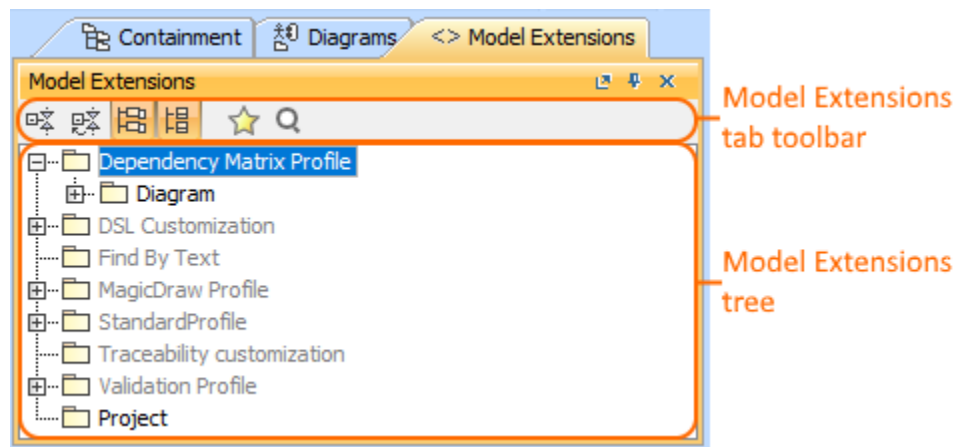


# Model Extensions tab

The Model Extensions tab contains all Stereotypes that are predefined and created manually in the project. In this tree, you can create, review, copy/paste, and delete extension mechanisms.



To open the Model Extensions tab, do one of the following

- At the top of the Model Browser, click the **Model Extensions** tab.
- If the Model Extensions tab is hidden, from the **Window** menu, select **Model Extensions**







 You can change some Model Extensions tab properties in the **Environment Options** dialog in the **Browser** options group.

Model Extensions tab consists of the following two components:

- Model Extensions tab toolbar
- Model Extensions tree

## Model Extensions tab toolbar

**Model Extensions** tab toolbar contains the following buttons:

Button	Tooltip text	Description
	Collapse All	Collapses all of the current elements in the Containment tree.
	Collapse Selected Recursively	Collapses only selected node and all subnodes in that node.
	Group by Profiles	Groups extensions by the profiles.
	Group by Metaclasses	Groups extensions by the metaclasses.
	Favorites	Opens the Favorites menu for choosing to do one of the following: <ul style="list-style-type: none"><li>• Add a selected element to favorites</li><li>• Open the dialog for managing favorites</li><li>• Navigate to a desired favorite in the Containment tree</li></ul>
	Quick Find	Opens the <b>Quick Find</b> dialog.

The same actions you may perform using the shortcut menu of the Model Extensions tree.

## Working with model elements in the Model Extensions tree

You can work with elements in the Model Extension tree using the commands available from the selected element's shortcut menu.



For more information about commands available from the shortcut menu in the Model Browser, see [Working with model elements in the Model Browser](#).

#### On this page

- [Model Extensions tab toolbar](#)
- [Working with model elements in the Model Extensions tree](#)

#### Related pages

- [Model Browser](#)
  - [Using the Model Browser](#)
  - [Containment tab](#)
  - [Structure tab](#)
  - [Diagrams tab](#)
  - [Documentation tab](#)
  - [Inheritance tab](#)
  - [Lock View tab](#)
  - [Properties tab](#)
  - [Search Results tab](#)
  - [Working with model elements in the Model Browser](#)
  - [Zoom tab](#)