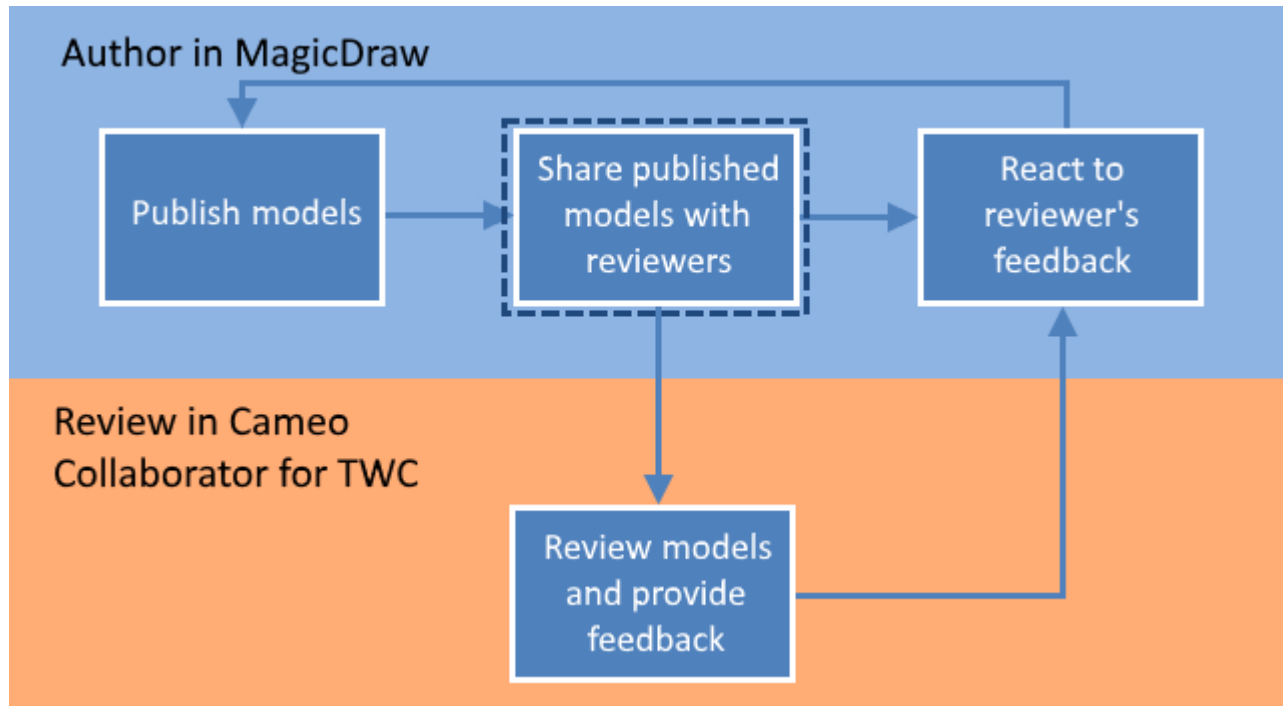


Sharing document links

On this page

- [Providing an easy-to-remember link](#)

After a document is [published](#) to Cameo Collaborator for Teamwork Cloud, you can share it with reviewers by providing a link to a Cameo Collaborator document.






Sharing a published model is the second step in the workflow for reviewing models and providing feedback.

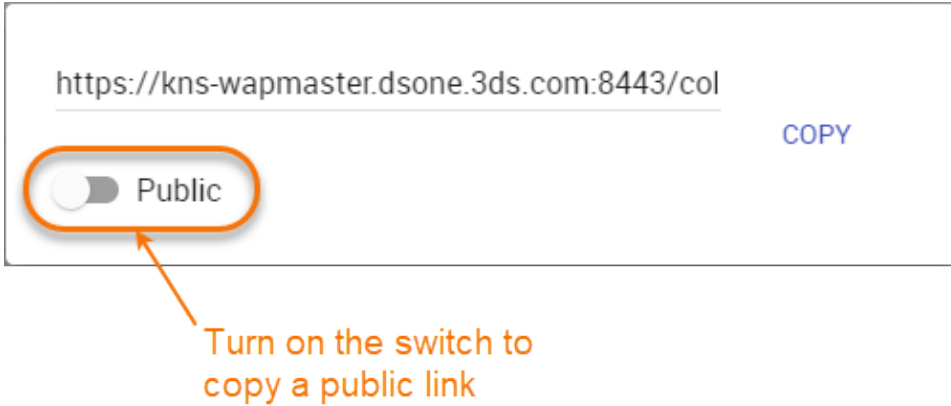
To get a link to a Cameo Collaborator document

1. Open the Resources application in one of the following ways:
 - In an internet browser, go to `https://<domain_name>:<port>/resources`.

 **Not supported internet browsers**
Cameo Collaborator for Teamwork Cloud does not support Internet Explorer. Use a different internet browser instead.

- In the app bar of the document portal, click  and select **Resources**.
2. Go to the category containing the Cameo Collaborator document you want to share.
- Click  next to the document, and do one of the following and select **Get resource link**.
4. If you want to copy a public link, in the open window, turn on the **Public** switch as shown below.

 **Prerequisite for public links**
For public links to work, the Guest user needs to be configured for Teamwork Cloud. For more information, refer to [Setting up Guest user](#)



5. Click **Copy** button.

After you complete the above steps, the link to a document is copied to your clipboard and you can share it with reviewers.

Providing an easy-to-remember link

When you want to share a Cameo Collaborator document and provide reviewers with an easy-to-remember link, you can rewrite the link to the document by using a document name in it.

To get an easy-to-remember link to a published model

1. [Get a link to a published model](#), as described above. The link should look like this `<domain>:<port>/collaborator/document/<document_ID>`.
2. After pasting the link to share it with reviewers, replace the document ID with the name of the published document and add `.CC` at the end of the link.

Example
For example, if you want to rewrite the link to the document named *Climate control system*, the rewritten link should look like this `<domain>:<port>/collaborator/document/Climate%20control%20system.CC`.

Character limitations
There are limitations for characters that can be used in a document name if you want to include it in the document link:

- Related pages**
- You cannot use slashes (/) and back slashes (\). They are treated as resource separators in a document link.
 - You must encode the following characters in the document name (i.e., replace each character with "%" followed by two hexadecimal digits) before using it in a URL:
 - [Reviewing documents and providing feedback](#)
 - [Reusing it in a URL](#)

`+ = @ # $ % ^ & < > \ { } | [] ` ' : ; ? ,`

- You can use alphanumeric and the following special characters without encoding:

`$ - . + ! ' () _ * ~`