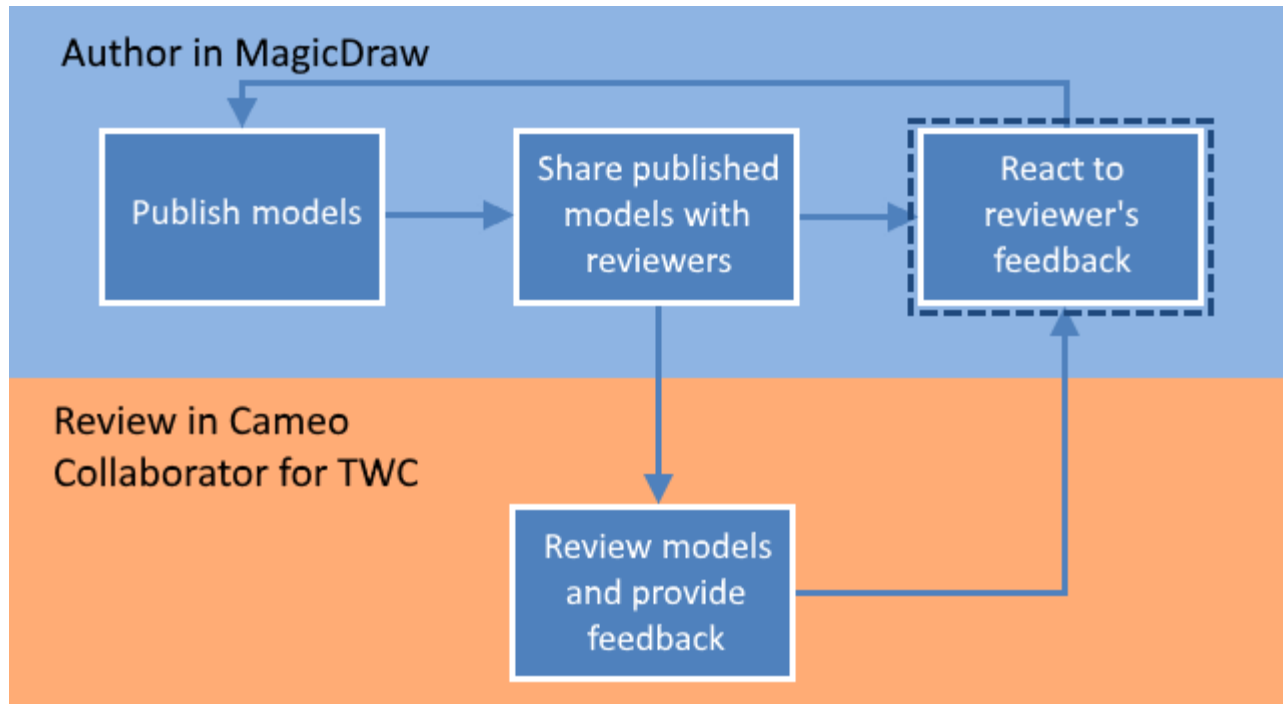



# Reacting to feedback

After a reviewer informs you that he/she has completed reviewing a published model, you can react to the feedback by replying to their comments and updating the model.




Reacting to feedback is the last step in the workflow for reviewing models and providing feedback.

To react to a reviewer's feedback

1. [Open the Cameo Collaborator document](#) that has been reviewed.
2. In the app bar click  to open the [comments pane](#).



#### Working with comments

- If there are new comments in the document, the comments pane icon changes to .

3. Read the comments you need to respond to and do the following:
  - a. Click a comment to navigate to the commented item on the [content pane](#). The commented item is also selected in the [navigation pane](#).
  - b. If needed, fix the appropriate part of the model in your modeling tool. To open a commented item in a modeling tool, find the **Open in Modeling tool** link in the comments pane and click its value.
  - c. Reply to comments to notify the author of model changes or ask for more information.
4. If you have updated the model, [publish](#) it.
5. Inform the reviewer that the document is ready for another round of review.

#### Related pages

- [Sharing document links](#)
- [Reviewing documents and providing feedback](#)
- [Working with comments in Cameo Collaborator](#)