
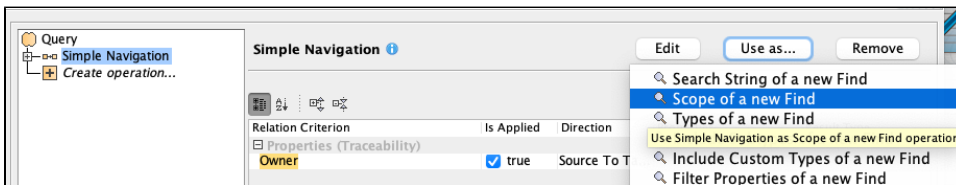


# Case 3. Requirements from the Owning Package of a Smart Package

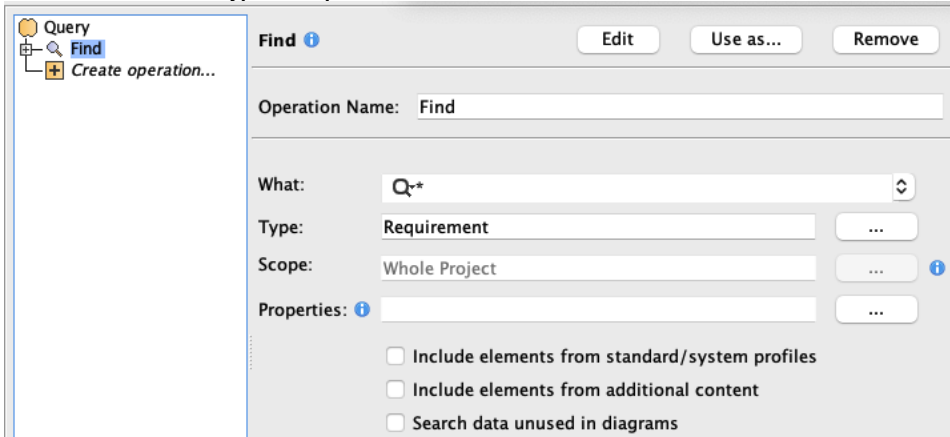
To create a Smart Package that collects requirements from its owning package

1. Create a **Smart Package**.
2. Open its **Specification window** and click three dots  next to the **Query** property to edit it. **Query** dialog opens.
3. On the left side of the dialog, click **Simple Navigation**.
4. Select **Owner** and set **Is Applied** to **true**.
5. Click the **Use as...** button and select the **Scope of a new Find** command.

 If you cannot see the **Use as...** button, make sure the **Expert** mode is enabled.



6. Select **Find** and set the **Type** to **Requirement**.



7. Click **OK**.

## Sample model

The model used in these examples is the *Case Studies for Querying the Model* sample model. To open this model, you need to download [case studies for querying the model.mdzip](#).